



Sava[®] Pipe Plugs & Packers by Trelleborg

CONTENTS

1.0. Pneumatic pipe plugs

SMALL DIMENSION PLUGS

1.1.	PLUGS OF SMALLER DIMENSIONS – PLUGY Z AND PLUGSY S	4
1.2.	GAS PLUGS – PLUGY G AND PLUGSY GM	6

LARGER DIMENSION PLUGS

1.3.	PLUGS OF LARGER DIMENSIONS – PLUGY AND PLUGSY	8
1.4.	HIGH-PERFORMANCE PLUGS – PLUGY HPF AND PLUGSY HPF	10
1.5.	LARGER FLOW PLUGS – PLUGSY VP	12
1.6.	PROTECTION SLEEVES FOR PLUGS	14
1.7.	CHEMICAL-RESISTANT PLUGS MADE FROM CR RUBBER – PLUGY C AND PLUGSY C	15
1.8.	CHEMICAL-RESISTANT PLUGS MADE FROM NBR RUBBER – PLUGY NBR	17
1.9.	CONE-SHAPED PLUGS – PLUGY CP AND PLUGSY CP	19
1.10.	ROUND-SHAPED PLUGS – PLUGSY B-VP	21
1.11.	PILLOW-SHAPED PLUGS – PLUGY PILLOW AND PLUGSY PILLOW	22
1.12.	EGG-SHAPED PLUGS – PLUGY EI, PLUGY EI PILLOW AND PLUGSY EI, PLUGSY EI PILLOW	24
1.13.	MANHOLE PLUGS – PLUGSY VJ	26
1.14.	HIGH-PRESSURE PLUGS – PLUGY HP 6 bar (87 psi), 12 bar (174 psi)	27
1.15.	TEST ACCESSORIES	28

2.0. Pneumatic rehabilitation packers

2.1.	LATERAL PACKERS	32
2.2.	MEDUSA PACKERS	34
2.3.	90° PACKERS	36
2.4.	FLEXIBLE PACKERS	38
2.5.	LONG PACKERS	40
2.6.	T PACKERS	42
2.7.	ULTRA FLEX ADVANCED PACKER - UFAP PACKER	43


3.0. Table of Resistance

3.1.	TABLE OF RESISTANCE	45
------	---------------------	----

4.0. About us

4.1.	ABOUT US	47
------	----------	----

Pneumatic pipe plugs



FOLLOW
USER MANUAL



CLEAN THE PIPE
BEFORE USE



PROVIDE
PLUG SUPPORT



WEAR PERSONAL
PROTECTIVE EQUIPMENT

PLUGS OF SMALLER DIMENSIONS – PLUGY Z AND PLUGSY S



TR 15


1. 1.

SAVA plugs of smaller diameters **PLUGY Z** and **PLUGSY S** can be used in all types of pipelines. Since these plugs are not reinforced with cord, they exhibit excellent stretching and sealing characteristics in pipe diameters from 20 mm (0.8") up to 305 mm (12"). Plugs are equipped with a car tyre inflation valve and can be inflated with a standard tyre pump. An eyebolt with a chain and a specially designed handle simplify manipulation of the plug.

<p>Extra short for easier insertion</p>	<p>Available in usage ranges from 20 mm (0.8") up to 305 mm (12")</p>	<p>Also available in oil-resistant quality</p>	<p>Perfect for plumbers</p>
--	--	---	------------------------------------

PLUGSY S4-6
78609

PLUGY Z4-6
78605



Optimal sealing surface



Cap for bypass plugs




Chain with a handle

ACCESSORIES



INFLATION HOSE, FI 6 mm,
2 m (6.6'), 0.2 kg (0.44 lbs)
78904
5 m (16.4'), 0.5 kg (1.1 lbs)
78905



HAND PUMP
0.8 kg (1.8 lbs)
60010



REPLACEMENT CAPS
CAP 1/8" 539897
CAP 1/2" 539898
CAP 1" 539899
CAP 2" 538797
CAP 4" 539900

PLUGS OF SMALLER DIMENSIONS – PLUGY Z AND PLUGSY S

1. 1.

PLUGY Z - BLOCKING PLUGS

PART NUMBER	NOMINAL SIZE	SIZE USAGE RANGE		REQUIRED INFLATION PRESSURE [bar] / [psi]	DEFLATED PLUG		PRODUCT WEIGHT [kg] / [oz / lbs]	EYE BOLT		INFLATION VALVE
		MIN. DIA. [mm] / [inch]	MAX. DIA. [mm] / [inch]		DIAMETER [mm] / [inch]	RUBBER LENGTH [mm] / [inch]		M THREAD	THREAD SIZE	
508123	Z1	20 / 0.75"	33 / 1.3"	2.5 / 36	19 / 0.8"	65 / 2.6"	0.01 / 0.4 oz	NA		R 1/8"
60022	Z1 1/2	33 / 1.3"	40 / 1.6"	2.5 / 36	32 / 1.3"	70 / 2.8"	0.09 / 3.2 oz	NA		R 1/4"
78582	Z2	50 / 2"		2.5 / 36	45 / 1.8"	72 / 2.8"	0.11 / 3.9 oz	NA		R 1/4"
78603	Z2-3	50 / 2"	75 / 3"	2.5 / 36	45 / 1.8"	80 / 3.1"	0.12 / 4.2 oz	NA		R 1/4"
76767	Z3	75 / 3"		2.5 / 36	70 / 2.8"	85 / 3.3"	0.23 / 8.1 oz	NA		R 1/4"
78604	Z3-4	75 / 3"	100 / 4"	2.5 / 36	70 / 2.8"	100 / 3.9"	0.25 / 8.8 oz	NA		R 1/4"
76769	Z4	100 / 4"		2.5 / 36	85 / 3.3"	145 / 5.7"	0.43 / 15 oz	NA		R 1/4"
78605	Z4-6	100 / 4"	150 / 6"	2.5 / 36	85 / 3.3"	165 / 6.5"	0.47 / 1 lbs	NA		R 1/4"
76771	Z6	150 / 6"		2.5 / 36	142 / 5.6"	190 / 7.5"	1.23 / 2.7 lbs	NA		R 1/4"
78606	Z6-8	150 / 6"	200 / 8"	2.5 / 36	142 / 5.6"	220 / 8.7"	1.32 / 2.9 lbs	NA		R 1/4"
60616	Z8	175 / 7"	204 / 8"	2.5 / 36	174 / 6.9"	220 / 8.7"	2.1 / 4.6 lbs	6		R 1/4"
60618	Z10	219 / 9"	254 / 10"	2.5 / 36	218 / 8.6"	250 / 9.8"	3.4 / 7.5 lbs	6		R 1/4"
60619	Z12	275 / 11"	305 / 12"	2.5 / 36	274 / 10.8"	290 / 10.8"	5.1 / 11 lbs	6		R 1/4"

PLUGSY S - BYPASS PLUGS

PART NUMBER	NOMINAL SIZE	SIZE USAGE RANGE		REQUIRED INFLATION PRESSURE [bar] / [psi]	DEFLATED PLUG		PRODUCT WEIGHT [kg] / [oz / lbs]	EYE BOLT		INFLATION VALVE	BYPASS DIAMETER [FEMALE]
		MIN. DIA. [mm] / [inch]	MAX. DIA. [mm] / [inch]		DIAMETER [mm] / [inch]	RUBBER LENGTH [mm] / [inch]		M THREAD	THREAD SIZE		
78607	S2	50 / 2"		2.5 / 36	45 / 1.8"	80 / 3.1"	0.2 / 7 oz	NA		R 1/8"	1/8"
76768	S3	75 / 3"		2.5 / 36	70 / 2.8"	85 / 3.3"	0.34 / 12 oz	6		R 1/8"	1/2"
78614	S3-4	75 / 3"	100 / 4"	2.5 / 36	70 / 2.8"	100 / 3.9"	0.43 / 15 oz	6		R 1/8"	1/2"
76770	S4	100 / 4"		2.5 / 36	85 / 3.3"	145 / 5.7"	0.6 / 1.3 lbs	6		R 1/8"	1/2"
78609	S4-6	100 / 4"	150 / 6"	2.5 / 36	85 / 3.3"	165 / 6.5"	0.73 / 1.6 lbs	6		R 1/8"	1/2"
76772	S6	150 / 6"		2.5 / 36	142 / 5.6"	190 / 7.5"	2.13 / 4.7 lbs	6		R 1/8"	1"
78610	S6-8	150 / 6"	200 / 8"	2.5 / 36	142 / 5.6"	220 / 8.7"	2.38 / 5 lbs	6		R 1/8"	1"
60621	S8	175 / 7"	204 / 8"	2.5 / 36	174 / 6.9"	240 / 9.5"	3.3 / 7 lbs	6		R 1/4"	2"
60622	S10	219 / 9"	254 / 10"	2.5 / 36	218 / 8.6"	300 / 11.8"	4.7 / 10 lbs	6		R 1/4"	2"
60623	S12	275 / 11"	305 / 12"	2.5 / 36	274 / 10.8"	350 / 13.7"	7.4 / 16 lbs	6		R 1/4"	2"

BACK PRESSURES [bar] / [psi]* - PLUGY Z, PLUGSY S

PLUG SIZE	PIPE DIAMETER [mm] / [inch]								
	25 / 1"	40 / 1.6"	50 / 2"	75 / 3"	100 / 4"	150 / 6"	200 / 8"	250 / 10"	300 / 12"
1"	2.2 / 32								
1 1/2"		2.2 / 32							
2"			1.8 / 26						
2"- 3"			2 / 29	1.5 / 22					
3"				1.5 / 22					
3"- 4"				1.8 / 26	1.2 / 17				
4"					1.9 / 28				
4"- 6"					1.9 / 28	1.6 / 23			
6"						2.2 / 32			
6"- 8"						2.2 / 32	1.4 / 20		
8"							1.3 / 19		
10"								1.5 / 22	
12"									1.8 / 26

* measured in a dry iron pipe

SAVA multi-size plugs **PLUGY G** and **PLUGSY GM** are used for sealing and testing of pipelines and gas pipelines with a restricted inlet area. Their innovative design and flexibility simplify handling and insertion.




Special elliptical shape

Very small insertion diameter required

Highly flexible

Also available in oil-resistant version



ACCESSORIES



**INFLATION HOSE,
10 m (33'), GREY
1.2 kg (2.6 lbs)
614341**

ACCESSORIES



SINGLE FITTING CONTROLLER,
2.5 bar (36 psi),
0.9 kg (2 lbs)
 60310

SINGLE FITTING CONTROLLER,
3.0 bar (44psi),
0.9 kg (2 lbs)
 537048

SINGLE FITTING CONTROLLER,
1.5 bar (22 psi),
0.9 kg (2 lbs)
 74609

SINGLE FITTING CONTROLLER,
2.0 bar (29 psi),
0.9 kg (2 lbs)
 565643



POLY LIFT INFLATION HOSE,
10 m (33'), 2.4 kg (5.3 lbs)
 615288

PLUGY G - BLOCKING PLUGS

PART NUMBER	NOMINAL SIZE	SIZE USAGE RANGE		REQUIRED INFLATION PRESSURE [bar] / [psi]	MAX. ALLOWED BACK PRESSURE [bar] / [psi]	DEFLATED PLUG		DIAMETER FOR INSERTION [mm] / [inch]	PRODUCT WEIGHT [kg] / [lbs]	INFLATION VALVE THREAD SIZE
		MIN. DIA. [mm] / [inch]	MAX. DIA. [mm] / [inch]			DIAMETER [mm] / [inch]	LENGTH [mm] / [inch]			
511807	50-80 / 2"-3"	50 / 2"	80 / 3"	3 / 44	1 / 15	45 / 1.8"	280 / 11"	35 / 1.4"	0.29 / 0.6	R 1/4"
511808	80-130 / 3"-5"	80 / 3"	130 / 5"	2.5 / 36	1 / 15	76 / 3"	360 / 14"	40 / 1.6"	0.37 / 0.8	R 1/4"
511809	100-160 / 4"-6"	100 / 4"	160 / 6"	2 / 29	1 / 15	98 / 3.9"	420 / 17"	45 / 1.8"	0.56 / 1.2	R 3/8"
511810	150-210 / 6"-8"	145 / 6"	210 / 8"	2 / 29	1 / 15	140 / 5.5"	510 / 20"	50 / 2"	0.78 / 1.7	R 3/8"
511811	200-315 / 8"-12"	200 / 8"	315 / 12"	2 / 29	1 / 15	200 / 7.9"	730 / 29"	70 / 2.8"	1.25 / 2.8	R 3/8"
519420	315-500 / 12"-20"	315 / 12"	500 / 20"	1.5 / 22	0.8 / 12	315 / 12.4"	950 / 37"	90 / 3.5"	1.45 / 3.2	R 3/8"

PLUGSY GM - BYPASS PLUGS


PART NUMBER	NOMINAL SIZE	SIZE USAGE RANGE		REQUIRED INFLATION PRESSURE [bar] / [psi]	MAX. ALLOWED BACK PRESSURE [bar] / [psi]	DEFLATED PLUG		DIAMETER FOR INSERTION [mm] / [inch]	PRODUCT WEIGHT [kg] / [lbs]	INFLATION VALVE THREAD SIZE	BYPASS DIAMETER
		MIN. DIA. [mm] / [inch]	MAX. DIA. [mm] / [inch]			DIAMETER [mm] / [inch]	LENGTH [mm] / [inch]				
511812	50-80 / 2"-3"	45 / 1.8"	80 / 3"	3 / 44	1 / 15	45 / 1.8"	490 / 19"	35 / 1.4"	0.71 / 1.6	R 1/4"	5
511813	80-130 / 3"-5"	75 / 3"	130 / 5"	2.5 / 36	1 / 15	76 / 3"	570 / 22"	40 / 1.6"	0.79 / 1.7	R 1/4"	5
511814	100-160 / 4"-6"	100 / 3.9"	160 / 6"	2 / 29	1 / 15	98 / 3.9"	645 / 25"	45 / 1.8"	1.01 / 2.2	R 3/8"	7
511815	150-210 / 6"-8"	145 / 5.7"	210 / 8"	2 / 29	1 / 15	140 / 5.5"	760 / 30"	50 / 2"	1.22 / 2.7	R 3/8"	7
511816	200-315 / 8"-12"	200 / 7.9"	315 / 12"	2 / 29	1 / 15	200 / 7.9"	1060 / 42"	70 / 2.8"	1.72 / 3.8	R 3/8"	7
519421	315-500 / 12"-20"	315 / 12.4"	500 / 20"	1.5 / 22	0.8 / 12	315 / 12.4"	1280 / 50"	90 / 3.5"	1.9 / 4.2	R 3/8"	7

PLUGS OF LARGER DIMENSIONS – PLUGY AND PLUGSY



1. 3.

SAVA multi-size pipe plugs **PLUGY** and **PLUGSY** are reinforced with aramid cord and are noted for a wide application range. Each plug covers several pipe sizes. Multi-size ranges overlap to meet specific requirements. They can cover pipe diameters from 40 mm (1.5") to 1800 mm (72"). Plugs are flexible and bend easily around tight corners or when inserted through the manholes.



Aramid reinforcement

Flexible construction

Suitable for EN 1610 tightness test

Oil-resistant version available

PLUGY 350-600
(14"-24")
60422



PLUGSY 350-600
(14"-24")
60440



PLUGY 600-1200
(24"-48")
523941



PLUGSY 600-1200
(24"-48")
523942



ACCESSORIES




SINGLE FITTING CONTROLLER,
0.9 kg (2 lbs)
3.0 bar (44 psi)
537048
2.5 bar (36 psi)
60310
1.5 bar (22 psi)
74609
1.0 bar (15 psi)
74653



HAND HELD SINGLE DEADMAN
2.5 bar (36 psi),
0.9 kg (2 lbs)
519442



INFLATION HOSE,
10 m (33'), **GREY**
1.2 kg (2.6 lbs)
614341



POLY LIFT INFLATION HOSE,
10 m (33'),
2.4 kg (5.3 lbs)
615288



REMOTE PLACEMENT FOR:
PLUGY 100-200
0.8 kg (3.3 lbs)
503403
PLUGY 200-400
1 kg (2.2 lbs)
503404
PLUGY 350-600, 500-1000
1.5 kg (3.3 lbs)
503406



TELESCOPIC 3-PART ALU POLE
1 kg (2.2 lbs)
529039

PLUGS OF LARGER DIMENSIONS – PLUGY AND PLUGSY

1. 3.

PLUGY - BLOCKING PLUGS

PART NUMBER	NOMINAL SIZE	SIZE USAGE RANGE		REQUIRED INFLATION PRESSURE [bar] / [psi]	DEFLATED PLUG		PRODUCT WEIGHT [kg] / [lbs]	EYE BOLT M THREAD	INFLATION VALVE THREAD SIZE
		MIN. DIA. [mm] / [inch]	MAX. DIA. [mm] / [inch]		DIAMETER [mm] / [inch]	RUBBER LENGTH [mm] / [inch]			
519423	40-70 / 1.5"-2.8"	40 / 1.5"	70 / 2.8"	2.5 / 36	35 / 1.4"	160 / 6.3"	0.2 / 0.4	NA	R 1/4"
519424	70-150 / 2.8"-6"	70 / 2.8"	150 / 6"	2.5 / 36	68 / 2.7"	300 / 12"	0.4 / 0.9	NA	R 1/4"
60417	100-200 / 4"-8"	100 / 4"	200 / 8"	2.5 / 36	92 / 3.6"	500 / 20"	1.35 / 3	M6	R 1/4"
526850	150-200 / 6"-8"	150 / 6"	200 / 8"	2.5 / 36	142 / 5.6"	350 / 14"	1.85 / 4	M8	R 1/4"
60418	150-300 / 6"-12"	150 / 6"	300 / 12"	2.5 / 36	142 / 5.6"	540 / 21"	2.6 / 6	M8	R 1/4"
60419	200-400 / 8"-16"	200 / 8"	400 / 16"	2.5 / 36	192 / 7.6"	600 / 24"	3.6 / 8	M8	R 1/4"
598515	200-500 / 8"-20"	200 / 8"	500 / 20"	2.5 / 36	192 / 7.6"	600 / 24"	4.5 / 10	M8	R 1/4"
60599	300-525 / 12"-21"	300 / 12"	525 / 21"	2.5 / 36	272 / 10.7"	630 / 25"	6.8 / 15	M8	R 1/4"
598519	300-600 / 12"-24"	300 / 12"	600 / 24"	2.5 / 36	272 / 10.7"	630 / 25"	7.5 / 17	M8	R 1/4"
60422	350-600 / 14"-24"	350 / 14"	600 / 24"	2.5 / 36	322 / 12.7"	830 / 33"	9.8 / 22	M10	R 1/4"
60606	375-750 / 15"-30"	375 / 15"	750 / 30"	2.5 / 36	342 / 13.5"	1050 / 41"	11.9 / 26	M10	R 1/4"
60453	500-800 / 20"-32"	500 / 20"	800 / 32"	2.5 / 36	472 / 18.6"	1150 / 45"	19.5 / 43	M10	R 1/4"
60425	500-1000 / 20"-40"	500 / 20"	1000 / 40"	1.5 / 22	472 / 18.6"	1150 / 45"	19.5 / 43	M10	R 1/4"
523941	600-1200 / 24"-48"	600 / 24"	1200 / 48"	1.5 / 22	574 / 22.6"	1450 / 57"	38 / 84	M10	2 × R 3/8"
78959	750-1500 / 30"-60"	750 / 30"	1500 / 60"	1 / 15	600 / 23.6"	2300 / 91"	75 / 165	M10	2 × R 1/4"
535881	800-1800 / 32"-72"	800 / 32"	1800 / 72"	1 / 15	600 / 23.6"	3000 / 118"	106 / 234	M10	2 × R 1/4"

PLUGSY - BYPASS PLUGS

PART NUMBER	NOMINAL SIZE	SIZE USAGE RANGE		REQUIRED INFLATION PRESSURE [bar] / [psi]	DEFLATED PLUG		PRODUCT WEIGHT [kg] / [lbs]	EYE BOLT M THREAD	INFLATION VALVE THREAD SIZE	BYPASS DIAMETER (FEMALE)
		MIN. DIA. [mm] / [inch]	MAX. DIA. [mm] / [inch]		DIAMETER [mm] / [inch]	RUBBER LENGTH [mm] / [inch]				
526849	70-150 / 2.8"-6"	70 / 2.8"	150 / 6"	2.5 / 36	68 / 2.7"	300 / 12"	1.7 / 3.7	NA	R 1/4"	1/2"
60429	100-200 / 4"-8"	100 / 4"	200 / 8"	2.5 / 36	92 / 3.6"	500 / 20"	2.7 / 6	M6	R 1/4"	1"
526851	150-200 / 6"-8"	150 / 6"	200 / 8"	2.5 / 36	142 / 5.6"	350 / 14"	3.3 / 7	M8	R 1/4"	1"
60432	150-300 / 6"-12"	150 / 6"	300 / 12"	2.5 / 36	142 / 5.6"	540 / 21"	4.3 / 10	M8	R 1/4"	1"
60434	200-400 / 8"-16"	200 / 8"	400 / 16"	2.5 / 36	192 / 7.6"	600 / 24"	7 / 15	M8	R 1/4"	2"
60630	300-525 / 12"-21"	300 / 12"	525 / 21"	2.5 / 36	272 / 10.7"	630 / 25"	12 / 27	M8	R 1/4"	2"
60440	350-600 / 14"-24"	350 / 14"	600 / 24"	2.5 / 36	322 / 12.7"	830 / 33"	16 / 35	M10	R 1/4"	2"
60632	375-750 / 15"-30"	375 / 15"	750 / 30"	2.5 / 36	342 / 13.5"	1050 / 41"	19.7 / 43	M10	R 1/4"	2"
60454	500-800 / 20"-32"	500 / 20"	800 / 32"	2.5 / 36	472 / 18.6"	1150 / 45"	32.5 / 72	M10	R 1/4"	2"
60442	500-1000 / 20"-40"	500 / 20"	1000 / 40"	1.5 / 22	472 / 18.6"	1150 / 45"	32.5 / 72	M10	R 1/4"	2"
523942	600-1200 / 24"-48"	600 / 24"	1200 / 48"	1.5 / 22	574 / 22.6"	1450 / 57"	55.5 / 122	M10	2 × R 3/8"	4"
78960	750-1500 / 30"-60"	750 / 30"	1500 / 60"	1 / 15	600 / 23.6"	2300 / 91"	91 / 201	M10	2 × R 1/2"	4"
535882	800-1800 / 32"-72"	800 / 32"	1800 / 72"	1 / 15	600 / 23.6"	3000 / 118"	117 / 258	M10	2 × R 1/2"	4"

BACK PRESSURES [bar] / [psi]* - PLUGY, PLUGSY

PLUG SIZE	PIPE DIAMETER [mm] / [inch]																					
	40 / 1.5"	70 / 2.8"	100 / 4"	150 / 6"	200 / 8"	250 / 10"	300 / 12"	350 / 14"	400 / 16"	500 / 20"	600 / 24"	800 / 32"	1000 / 40"	1200 / 48"	1300 / 52"	1400 / 56"	1500 / 60"	1600 / 64"	1700 / 68"	1800 / 72"		
40-70 / 1.5"-2.8"	2.0/29	1.2/17																				
70-150 / 2.8"-6"		2.2/32	1.7/25	1.3/19																		
100-200 / 4"-8"			2.2/32	1.7/25	1.3/19																	
150-200 / 6"-8"				2.0/29	1.5/22																	
150-300 / 6"-12"				2.2/32	2.0/29	1.4/20	1.2/17															
200-400 / 8"-16"					2.2/32	2.0/29	1.7/25	1.5/22	1.2/17													
200-500 / 8"-20"					2.3/33	2.2/32	2.1/30	1.7/25	1.5/22	0.7/10												
300-525 / 12"-21"							2.0/29	1.7/25	1.5/22	1.2/17												
300-600 / 12"-24"								2.2/32	2.0/29	1.7/25	1.2/17	0.4/6										
350-600 / 14"-24"									2.1/30	1.9/28	1.6/23	1.3/19										
375-750 / 15"-30"										2.0/29	1.7/25	1.4/20										
500-800 / 20"-32"											1.8/26	1.4/20	1.1/16									
500-1000 / 20"-40"												1.0/15	0.8/12	0.6/9	0.5/7							
600-1200 / 24"-48"													1.0/15	0.7/10	0.6/9	0.5/7						
750-1500 / 30"-60"														1.0/15	0.9/13	0.8/12	0.7/10	0.6/9	0.5/7			
800-1800 / 32"-72"															1.0/15	1.0/15	0.9/13	0.8/12	0.7/10	0.6/9	0.5/7	0.4/6

* measured in a dry iron pipe

1. 4.

HIGH-PERFORMANCE PLUGS – PLUGY HPF AND PLUGSY HPF



TYPE 27

SAVA high-performance plugs **PLUGY HPF** and **PLUGSY HPF** made from high-quality rubber mixture and additional built-in aramid reinforcement ensure reliable functioning in more demanding conditions. The family of these plugs is ideal for flow stopping and pipe tightness testing. A wide range of bypass flows (4", 6", 8") is also available. They can withstand higher back pressures.



Higher back-pressures

Extra strong aramid reinforcement

Oil-resistant version available

A wider range of bypass flows available

Heavy duty eyebolts and quick coupling



PLUGY HPF 750-1500
(30"-60")
545467

ACCESSORIES




INFLATION HOSE HPF NW10, 10 m (33'), BLUE (UP TO 500-1000) (TYPE 27)
3.4 kg (7.5 lbs)
547714



INFLATION HOSE HPF NW12, 10 m (33'), BLUE (FROM 600-1200) (TYPE 57)
3.4 kg (7.5 lbs)
547715



SINGLE FITTING CONTROLLER, 0.9 kg (2 lbs) 3.0 bar (44 psi) (TYPE 27)
547645



SINGLE FITTING CONTROLLER, 0.9 kg (2 lbs) 2.5 bar (36 psi) (TYPE 57) 547646 1.5 bar (22 psi) (TYPE 57) 547647 1.0 bar (15 psi) (TYPE 57) 547650



TYPE 57

HIGH-PERFORMANCE PLUGS – PLUGY HPF AND PLUGSY HPF

1. 4.

PLUGY HPF - BLOCKING PLUGS

PART NUMBER	NOMINAL SIZE	SIZE USAGE RANGE		REQUIRED INFLATION PRESSURE [bar] / [psi]	DEFLATED PLUG		PRODUCT WEIGHT [kg] / [lbs]	EYE BOLT M THREAD	INFLATION VALVE THREAD SIZE
		MIN. DIA. [mm] / [inch]	MAX. DIA. [mm] / [inch]		DIAMETER [mm] / [inch]	RUBBER LENGTH [mm] / [inch]			
545456	100-200 / 4"-8"	100 / 4"	200 / 8"	3 / 44	92 / 3.6"	500 / 20"	1.2 / 2.6	M6	R 1/4"
545457	150-300 / 6"-12"	150 / 6"	300 / 12"	3 / 44	142 / 5.6"	540 / 21"	2.3 / 5	M12	R 1/2"
545458	200-400 / 8"-16"	200 / 8"	400 / 16"	3 / 44	192 / 7.6"	600 / 24"	3.8 / 8	M12	R 1/2"
545460	350-600 / 14"-24"	350 / 14"	600 / 24"	3 / 44	322 / 12.7"	830 / 33"	8.9 / 20	M12	R 1/2"
545463	500-800 / 20"-32"	500 / 20"	800 / 32"	3 / 44	472 / 18.6"	1150 / 45"	23 / 51	M12	R 1/2"
545464	500-1000 / 20"-40"	500 / 20"	1000 / 40"	3 / 44	472 / 18.6"	1150 / 45"	23 / 51	M12	R 1/2"
545465	600-1200 / 24"-48"	600 / 24"	1200 / 48"	2.5 / 36	574 / 22.6"	1500 / 59"	39.1 / 86	M16	R 1/2"
545467	750-1500 / 30"-60"	750 / 30"	1500 / 60"	1.5 / 22	600 / 23.6"	2300 / 91"	78.7 / 172	M16	R 1/2"
545783	800-1800 / 32"-72"	800 / 32"	1800 / 72"	1.5 / 22	600 / 23.6"	3000 / 118"	105.1 / 232	M16	R 1/2"
545785	1000-2400 / 40"-96"	1000 / 40"	2400 / 96"	1 / 15	960 / 37.8"	4000 / 158"	313.7 / 692	M16	R 1/2"

PLUGSY HPF - BYPASS PLUGS

PART NUMBER	NOMINAL SIZE	SIZE USAGE RANGE		REQUIRED INFLATION PRESSURE [bar] / [psi]	DEFLATED PLUG		PRODUCT WEIGHT [kg] / [lbs]	EYE BOLT M THREAD	INFLATION VALVE THREAD SIZE	BYPASS DIAMETER
		MIN. DIA. [mm] / [inch]	MAX. DIA. [mm] / [inch]		DIAMETER [mm] / [inch]	RUBBER LENGTH [mm] / [inch]				
545468	100-200 / 4"-8"	100 / 4"	200 / 8"	3 / 44	92 / 3.6"	500 / 20"	2.6 / 5.7	M6	R 1/4"	1"
545469	150-300 / 6"-12"	150 / 6"	300 / 12"	3 / 44	142 / 5.6"	540 / 21"	3.9 / 9	M8	R 1/4"	1"
545470	200-400 / 8"-16"	200 / 8"	400 / 16"	3 / 44	192 / 7.6"	600 / 24"	6.8 / 15	M12	R 3/8"	2"
545472	350-600 / 14"-24"	350 / 14"	600 / 24"	3 / 44	322 / 12.7"	830 / 33"	14.8 / 33	M12	R 3/8"	2"
545473	500-800 / 20"-32"	500 / 20"	800 / 32"	3 / 44	472 / 18.6"	1150 / 45"	31 / 68	M12	R 3/8"	2"
545474	500-1000 / 20"-40"	500 / 20"	1000 / 40"	3 / 44	472 / 18.6"	1150 / 45"	31 / 68	M12	R 3/8"	2"
545475 *	600-1200 / 24"-48"	600 / 24"	1200 / 48"	2.5 / 36	574 / 22.6"	1500 / 59"	54.3 / 120	M16	R 1/2"	4"/6"/8" *
545476 *	750-1500 / 30"-60"	750 / 30"	1500 / 60"	1.5 / 22	600 / 23.6"	2300 / 91"	94.8 / 209	M16	R 1/2"	4"/6"/8" *
545784 *	800-1800 / 32"-72"	800 / 32"	1800 / 72"	1.5 / 22	600 / 23.6"	3000 / 118"	125.6 / 277	M16	R 1/2"	4"/6"/8" *
545787 *	1000-2400 / 40"-96"	1000 / 40"	2400 / 96"	1 / 15	960 / 37.8"	4000 / 158"	341 / 752	M16	R 1/2"	4"/6"/8" *

* Note: The Part numbers apply to 4" plugs

BACK PRESSURES [BAR] / [psi]* - PLUGY HPF, PLUGSY HPF

PLUG SIZE	PIPE DIAMETER [mm] / [inch]																					
	100 / 4"	150 / 6"	200 / 8"	250 / 10"	300 / 12"	350 / 14"	400 / 16"	500 / 20"	600 / 24"	800 / 32"	1000 / 40"	1200 / 48"	1300 / 52"	1400 / 56"	1500 / 60"	1600 / 64"	1700 / 68"	1800 / 72"	2000 / 80"	2200 / 88"	2400 / 96"	
100-200 3 bar / 4"-8" 44 psi	2.6/38	2.1/30	1.7/25																			
150-300 3 bar / 6"-12" 44 psi		2.6/38	2.4/35	1.8/26	1.6/23																	
200-400 3 bar / 8"-16" 44 psi			2.6/38	2.4/35	2.1/30	1.9/28	1.6/23															
350-600 3 bar / 14"-24" 44 psi					2.6/38	2.5/36	2.0/29	1.7/25														
500-800 3 bar / 20"-32" 44 psi						2.6/38	2.5/36	1.7/25														
500-1000 3 bar / 20"-40" 44 psi						2.6/38	2.5/36	1.7/25	1.0/15													
600-1200 2.5 bar / 24"-48" 36 psi								2.1/30	1.9/28	1.5/22	1.0/15											
750-1500 1.5 bar / 30"-60" 22 psi										1.2/17	1.1/16	1.0/15	0.9/13	0.8/12	0.7/10							
800-1800 1.5 bar / 32"-72" 22 psi										1.3/19	1.2/17	1.1/16	1.0/15	0.9/13	0.8/12	0.7/10	0.6/9	0.5/7				
1000-2400 1.0 bar / 40"-96" 15 psi											0.9/13	0.9/13	0.9/13	0.8/12	0.8/12	0.7/10	0.7/10	0.6/9	0.5/7	0.5/7		

* measured in a dry iron pipe

1. 5.

LARGER FLOW PLUGS – PLUGSY VP



TYPE 26

SAVA multi-size plugs with a larger bypass PLUGSY VP cover the ranges from 100 mm (4") up to 1800 mm (72"). A replaceable rubber sleeve is reinforced with aramid cord and ensures safe and simple handling. Plugs are available in three different designs, depending on the conditions and bypass requirements.



Bypass diameter up to 8 inches

Replaceable rubber sleeve and bypass flange

Non-corrosive metal parts



VP2
PLUGSY VP 200-400 4"
60968



VP2
BYPASS ADAPTER R2" FOR PLUGSY 200-400
(8"-16")
520344

ACCESSORIES



SINGLE FITTING CONTROLLER,
0.9 kg (2 lbs)
2.5 bar (36 psi) 60310
2.0 bar (29 psi) 565643
1.5 bar (22 psi) 74609
1.0 bar (15 psi) 74653



INFLATION HOSE,
10 m (33'), GREY
1.2 kg (2.6 lbs)
614341



POLY LIFT INFLATION HOSE,
10 m (33'),
2.4 kg (5.3 lbs)
615288

LARGER FLOW PLUGS – PLUGSY VP

1. 5.

PLUGSY VP - BYPASS PLUG

PART NUMBER	NOMINAL SIZE	SIZE USAGE RANGE		REQUIRED INFLATION PRESSURE [bar] / [psi]	DEFLATED PLUG		PRODUCT WEIGHT [kg] / [lbs]	EYE BOLT M THREAD	INFLATION VALVE THREAD SIZE	BYPASS DIAMETER (FEMALE)
		MIN. DIA. [mm] / [inch]	MAX. DIA. [mm] / [inch]		DIAMETER [mm] / [inch]	RUBBER LENGTH [mm] / [inch]				
516942	100-150 / 4"-6"	98 / 4"	150 / 6"	2.5 / 36	88 / 3.5"	370 / 15"	2.2 / 5	M 6	Not removable	2"
516943	150-250 / 6"-10"	148 / 6"	250 / 10"	2 / 29	136 / 5.4"	520 / 21"	4.6 / 10	M 6	Not removable	3" (2")
520334	Bypass adapter R2" for PLUGSY 150-250 / 6"-10" VP1									
516944	200-300 / 8"-12"	198 / 8"	300 / 12"	2 / 29	186 / 7.3"	550 / 22"	7.6 / 17	M 6	Not removable	4" (2")
520341	Bypass adapter R2" for PLUGSY 200-300 / 8-12" VP1									
60967	150-300 / 6"-12"	150 / 6"	300 / 12"	1.5 / 22	142 / 5.6"	540 / 21"	3.6 / 8	M 8	-	2"
514953	Bypass adapter R2" for PLUGSY 150-300 / 6"-12" VP2									
60968	200-400 / 8"-16"	200 / 8"	400 / 16"	1.5 / 22	192 / 7.6"	600 / 25"	6.1 / 26	M 8	-	4" (2")
520344	Bypass adapter R2" for PLUGSY 200-400 / 8"-16" VP2									
514954	Bypass adapter R4" for PLUGSY 200-400 / 8"-16" VP2									
533539	300-525 / 12"-21"	300 / 12"	525 / 21"	1.5 / 22	272 / 10.7"	630 / 25"	11.7 / 35	M 10	R 1/4"	6" (4", 2")
534617	By pass adapter R4" for PLUGSY 300-525 / 12"-21" VP2									
534615	By pass adapter R6" for PLUGSY 300-525 / 12"-21" VP2									
60970	350-600 / 14"-24"	350 / 14"	600 / 24"	1.5 / 22	322 / 12.7"	830 / 33"	17 / 38	M 10	R 1/4"	6" (4", 2")
520347	Bypass adapter R4" for PLUGSY 350-600 / 14"-24" VP2									
514955	Bypass adapter R6" for PLUGSY 350-600 / 14"-24" VP2									
60971	500-1000 / 20"-40"	500 / 20"	1000 / 40"	1.5 / 22	472 / 18.6"	1150 / 45"	37.5 / 83	M 10	R 1/4"	8" (6", 4", 2")
520349	Bypass adapter R4" for PLUGSY 500-1000 / 20"-40" VP2									
520348	Bypass adapter R6" for PLUGSY 500-1000 / 20"-40" VP2									
514956	Bypass adapter R8" for PLUGSY 500-1000 / 20"-40" VP2									
535873	600-1200 / 24"-48"	600 / 24"	1200 / 48"	1.5 / 22	574 / 22.6"	1450 / 57"	65.1 / 144	M 12	2 × R 3/8"	6"
535874	600-1200 / 24"-48"	600 / 24"	1200 / 48"	1.5 / 22	574 / 22.6"	1450 / 57"	70.5 / 155	M 12	2 × R 3/8"	8"
535876	750-1500 / 30"-60"	750 / 30"	1500 / 60"	1 / 15	600 / 23.6"	2300 / 91"	79 / 174	M 12	2 × R 1/2"	6"
535878	750-1500 / 30"-60"	750 / 30"	1500 / 60"	1 / 15	600 / 23.6"	2300 / 91"	83 / 183	M 12	2 × R 1/2"	8"
535879	800-1800 / 32"-72"	800 / 32"	1800 / 72"	1 / 15	600 / 23.6"	3000 / 118"	121 / 267	M 12	2 × R 1/2"	6"
535880	800-1800 / 32"-72"	800 / 32"	1800 / 72"	1 / 15	800 / 31.5"	3000 / 118"	125 / 276	M 12	2 × R 1/2"	8"

VP1 Plugs are supplied with a thread, a bypass adapter needed only if reducing the bypass size

VP2 Plugs are supplied without a thread, therefore a bypass adapter is always required to ensure full functionality, it is sold separately in different sizes

VP3 Plugs are supplied with a built-in adapter, which is included in plug's price



BACK PRESSURES [BAR] / [PSI]*- PLUGSY VP

PLUG SIZE	PIPE DIAMETER [mm] / [inch]												
	100 / 4"	150 / 6"	200 / 8"	250 / 10"	300 / 12"	350 / 14"	400 / 16"	500 / 20"	600 / 24"	700 / 28"	800 / 32"	900 / 35"	1000 / 40"
100-150 / 4"-6"	1.0 / 15	0.8 / 12											
150-250 / 6"-10"		1.0 / 15	0.8 / 12	0.6 / 9									
200-300 / 8"-12"			1.0 / 15	0.8 / 12	0.6 / 9								
150-300 / 6"-12"		1.0 / 15	0.8 / 12	0.7 / 10	0.6 / 9								
200-400 / 8"-16"			1.1 / 16	0.9 / 13	0.7 / 10	0.6 / 9	0.6 / 9						
300-525 / 12"-21"					1.0 / 15	0.9 / 13	0.7 / 10	0.5 / 7					
350-600 / 14"-24"						0.9 / 13	0.8 / 12	0.7 / 10	0.6 / 9				
500-1000 / 20"-40"								1.1 / 16	0.9 / 13	0.8 / 12	0.7 / 10	0.6 / 9	0.6 / 9

BACK PRESSURES [BAR] / [PSI]*- PLUGSY VP

PLUG SIZE	PIPE DIAMETER [mm] / [inch]									
	600 / 24"	800 / 32"	1000 / 40"	1200 / 48"	1300 / 52"	1400 / 56"	1500 / 60"	1600 / 64"	1700 / 68"	1800 / 72"
600-1200 / 24"-48"	1.0 / 15	0.8 / 12	0.6 / 9	0.5 / 7						
750-1500 / 30"-60"		1.0 / 15	0.9 / 13	0.7 / 10	0.6 / 9	0.5 / 7	0.4 / 6			
800-1800 / 32"-72"		1.0 / 15	1.0 / 15	0.8 / 12	0.8 / 12	0.7 / 10	0.6 / 9	0.5 / 7	0.4 / 6	0.4 / 6

* measured in a dry iron pipe

1. 6.

PROTECTION SLEEVES FOR PLUGS

SAVA protective sleeves prevent superficial cuts on the plug's surface and reduce the possibility of plug's damage due to sharp objects or debris in the damaged pipes. They do not affect the back pressure values of the plugs. They extend the service life of a plug and are especially suitable for frequent applications such as rental operations. They comply with our standard plug sizes. The handles on both sides facilitate pulling the sleeve over the plug.




Additional plug damage protection

Handles for easier manipulation

Also available in oil-resistant quality

Comply with standard plug sizes

PROTECTIVE SLEEVE
500-1000 (20"-40")
510397



Reinforced handles



PROTECTIVE SLEEVES

PART NUMBER	SIZE USAGE RANGE		LENGTH [mm] / [inch]	THICKNESS [mm] / [inch]	PRODUCT WEIGHT [kg] / [lbs]
	MIN. DIA. [mm] / [inch]	MAX. DIA. [mm] / [inch]			
577071	70 / 2.8"	150 / 6"	200 / 8"	1.5 / 0.06"	0.1 / 0.2
531489	100 / 4"	200 / 8"	400 / 16"	2 / 0.08"	0.3 / 0.7
525342	150 / 6"	300 / 12"	500 / 20"	3 / 0.12"	1 / 2
515570	200 / 8"	400 / 16"	600 / 24"	4 / 0.16"	1.6 / 4
536435	300 / 12"	525 / 21"	620 / 24"	4 / 0.16"	2.8 / 6
510395	350 / 14"	600 / 24"	800 / 32"	4 / 0.16"	3.5 / 8
510396	375 / 15"	750 / 30"	1000 / 39"	4 / 0.16"	4.6 / 10
510397	500 / 20"	1000 / 40"	1100 / 43"	4 / 0.16"	5.5 / 12
527496	600 / 24"	1200 / 48"	1300 / 51"	6 / 0.24"	16.9 / 37
510399	750 / 30"	1500 / 60"	2100 / 83"	6 / 0.24"	24.5 / 54
535884	800 / 32"	1800 / 72"	2300 / 91"	6 / 0.24"	29.7 / 66
565770	1000 / 40"	2400 / 96"	3500 / 138"	8 / 0.32"	108 / 238



CHEMICAL-RESISTANT PLUGS MADE FROM CR RUBBER – PLUGY C AND PLUGSY C

1. 7.



SAVA PLUGY C and PLUGSY C are made from special CR rubber compound and are reinforced with aramid cord. Owing to their superb resistance to certain chemicals, they are ideal for use in the oil and gas industry.


Available in different sizes	Superb resistance to various liquids	Specially developed for use in refineries and food processing companies	CR rubber compound
-------------------------------------	---	--	---------------------------



ACCESSORIES



SINGLE FITTING CONTROLLER,
0.9 kg (2 lbs)
2.5 bar (36 psi) 60310
1.5 bar (22 psi) 74609
1.0 bar (15 psi) 74653



HAND HELD SINGLE DEADMAN
2.5 bar (36 psi),
0.9 kg (2 lbs)
 519442



INFLATION HOSE,
10 m (33'), GREY
1.2 kg (2.6 lbs)
 614341



POLY LIFT INFLATION HOSE,
10 m (33'),
2.4 kg (5.3 lbs)
 615288

CHEMICAL-RESISTANT PLUGS MADE FROM CR RUBBER – PLUGY C AND PLUGSY C

1. 7.

PLUGY C - BLOCKING PLUGS

PART NUMBER	NOMINAL SIZE	SIZE USAGE RANGE		REQUIRED INFLATION PRESSURE [bar] / [psi]	DEFLATED PLUG		PRODUCT WEIGHT [kg] / [lbs]	EYE BOLT M THREAD	INFLATION VALVE THREAD SIZE
		MIN. DIA. [mm] / [inch]	MAX. DIA. [mm] / [inch]		DIAMETER [mm] / [inch]	RUBBER LENGTH [mm] / [inch]			
526621	40-70 / 1.6"-2.8"	40 / 1.6"	70 / 2.8"	2.5 / 36	35 / 1.4"	160 / 6"	0.2 / 0.4	NA	R 1/4"
526622	70-150 / 2.8"-6"	70 / 2.8"	150 / 6"	2.5 / 36	68 / 2.7"	300 / 12"	0.4 / 0.9	NA	R 1/4"
60506	100-200 / 4"-8"	100 / 4"	200 / 8"	2.5 / 36	92 / 3.6"	500 / 20"	1.35 / 3	M6	R 1/4"
60507	150-300 / 6"-12"	150 / 6"	300 / 12"	2.5 / 36	142 / 5.6"	540 / 21"	2.6 / 6	M8	R 1/4"
60510	200-400 / 8"-16"	200 / 8"	400 / 16"	2.5 / 36	192 / 7.6"	600 / 24"	3.6 / 8	M8	R 1/4"
526623	300-525 / 12"-21"	300 / 12"	525 / 21"	2.5 / 36	272 / 10.7"	630 / 25"	6.8 / 15	M8	R 1/4"
60511	350-600 / 14"-24"	350 / 14"	600 / 24"	2.5 / 36	322 / 12.7"	830 / 33"	9.8 / 22	M10	R 1/4"
526624	375-750 / 15"-30"	375 / 15"	750 / 30"	2.5 / 36	342 / 13.5"	1050 / 41"	11.9 / 26	M10	R 1/4"
526625	500-800 / 20"-32"	500 / 20"	800 / 32"	2.5 / 36	472 / 18.6"	1150 / 45"	19.5 / 43	M10	R 1/4"
510070	500-1000 / 20"-40"	500 / 20"	1000 / 40"	1.5 / 22	472 / 18.6"	1150 / 45"	19.5 / 43	M10	R 1/4"
526626	600-1200 / 24"-48"	600 / 24"	1200 / 48"	1.5 / 22	574 / 22.6"	1450 / 57"	38 / 84	M10	2 x R 3/8"

PLUGSY C - BYPASS PLUGS

PART NUMBER	NOMINAL SIZE	SIZE USAGE RANGE		REQUIRED INFLATION PRESSURE [bar] / [psi]	DEFLATED PLUG		PRODUCT WEIGHT [kg] / [lbs]	EYE BOLT M THREAD	INFLATION VALVE THREAD SIZE	BYPASS DIAMETER (FEMALE)
		MIN. DIA. [mm] / [inch]	MAX. DIA. [mm] / [inch]		DIAMETER [mm] / [inch]	RUBBER LENGTH [mm] / [inch]				
526637	100-200 / 4"-8"	100 / 4"	200 / 8"	2.5 / 36	92 / 3.6"	500 / 20"	2.7 / 6	M6	R 1/4"	1"
526636	150-300 / 6"-12"	150 / 6"	300 / 12"	2.5 / 36	142 / 5.6"	540 / 21"	4.3 / 9	M8	R 1/4"	1"
526635	200-400 / 8"-16"	200 / 8"	400 / 16"	2.5 / 36	192 / 7.6"	600 / 24"	7 / 15	M8	R 1/4"	2"
526634	300-525 / 12"-21"	300 / 12"	525 / 21"	2.5 / 36	272 / 10.7"	630 / 25"	12 / 26	M8	R 1/4"	2"
526633	350-600 / 14"-24"	350 / 14"	600 / 24"	2.5 / 36	322 / 12.7"	830 / 33"	16 / 35	M10	R 1/4"	2"
526631	375-750 / 15"-30"	375 / 15"	750 / 30"	2.5 / 36	342 / 13.5"	1050 / 41"	19.7 / 43	M10	R 1/4"	2"
526629	500-800 / 20"-32"	500 / 20"	800 / 32"	2.5 / 36	472 / 18.6"	1150 / 45"	32.5 / 72	M10	R 1/4"	2"
526628	500-1000 / 20"-40"	500 / 20"	1000 / 40"	1.5 / 22	472 / 18.6"	1150 / 45"	32.5 / 72	M10	R 1/4"	2"
526627	600-1200 / 24"-48"	600 / 24"	1200 / 48"	1.5 / 22	574 / 22.6"	1450 / 57"	55.5 / 122	M10	2 x R 3/8"	4"

BACK PRESSURES [bar] / [psi]* - PLUGY C, PLUGSY C

PLUG SIZE	PIPE DIAMETER [mm] / [inch]													
	40 / 1.5"	70 / 2.8"	100 / 4"	150 / 6"	200 / 8"	250 / 10"	300 / 12"	350 / 14"	400 / 16"	500 / 20"	600 / 24"	800 / 32"	1000 / 40"	1200 / 48"
40-70 / 1.6"-2.8"	2.0 / 29	1.2 / 17												
70-150 / 2.8"-6"		2.2 / 32	1.7 / 25	1.3 / 19										
100-200 / 4"-8"			2.2 / 32	1.7 / 25	1.3 / 19									
150-200 / 6"-8"				2.0 / 29	1.5 / 22									
150-300 / 6"-12"				2.2 / 32	2.0 / 29	1.4 / 20	1.2 / 17							
200-400 / 8"-16"					2.2 / 32	2.0 / 29	1.7 / 25	1.5 / 22	1.2 / 17					
300-525 / 12"-21"							2.0 / 29	1.7 / 25	1.5 / 22	1.2 / 17				
350-600 / 14"-24"								2.1 / 30	1.9 / 28	1.6 / 23	1.3 / 19			
375-750 / 15"-30"									2.0 / 29	1.7 / 25	1.4 / 20			
500-800 / 20"-32"										1.8 / 26	1.4 / 20	1.1 / 16		
500-1000 / 20"-40"										1.0 / 15	0.8 / 12	0.6 / 9	0.5 / 7	
600-1200 / 24"-48"											1.0 / 15	0.7 / 10	0.6 / 9	0.5 / 7

* measured in a dry iron pipe

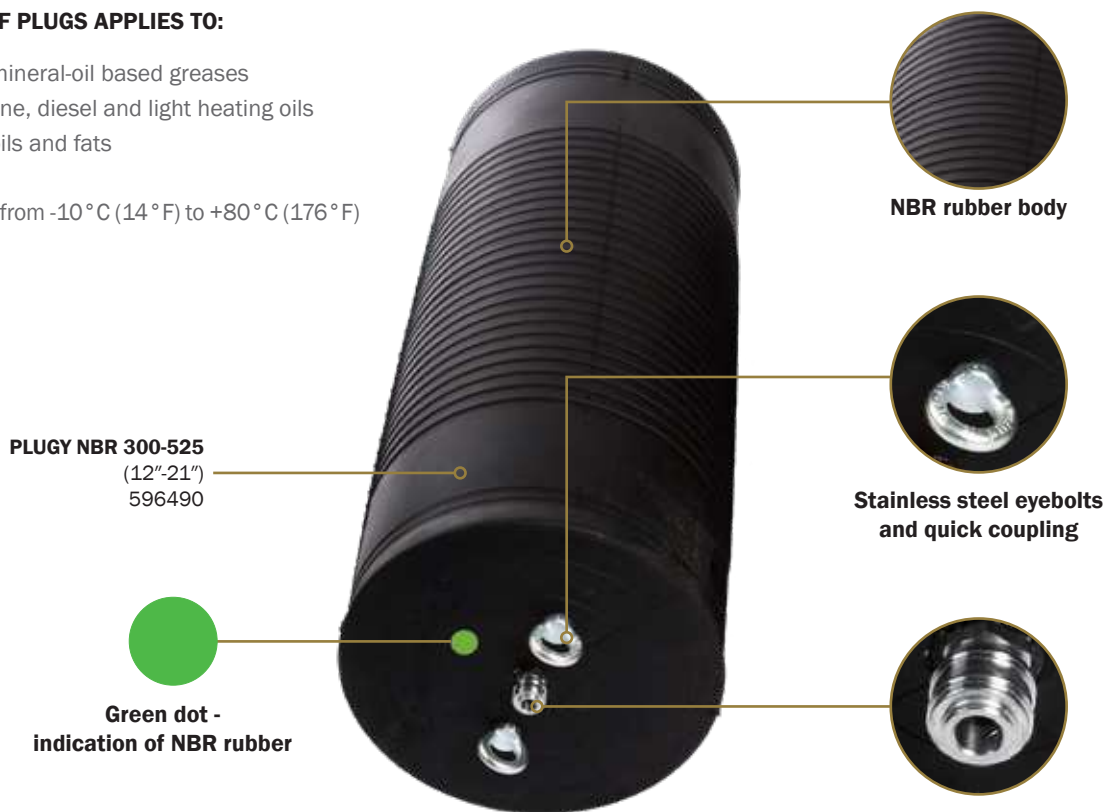


SAVA PLUGY NBR plugs are made from special NBR rubber compound and reinforced with aramid cord. Owing to their superb resistance to certain chemicals, they are ideal for use in the oil and gas industry.

<p>NBR rubber compound</p>	<p>Superb resistance to various liquids</p>	<p>Specially developed for use in refineries and food processing companies</p>	<p>Stainless steel connections</p>
-----------------------------------	--	---	---

SUPERB RESISTANCE OF PLUGS APPLIES TO:

- Most mineral oils and mineral-oil based greases
- Normal fuels like gasoline, diesel and light heating oils
- Animal and vegetable oils and fats
- Temperature resistance from -10°C (14°F) to +80°C (176°F)



ACCESSORIES



SINGLE FITTING CONTROLLER,
0.9 kg (2 lbs)
2.5 bar (36 psi) 60310
1.5 bar (22 psi) 74609



HAND HELD SINGLE DEADMAN
2.5 bar (36 psi),
0.9 kg (2 lbs)
519442



INFLATION HOSE EPDM-INOX CONNECTORS,
10 m (33'),
3 kg (6.6 lbs)
582559

CHEMICAL-RESISTANT PLUGS MADE FROM

1. 8.

NBR RUBBER – PLUGY NBR

CHEMICAL RESISTANCE TABLE

MEDIUM	TEMPERATURE [°C] / [°F]	NR/BR	CR	NBR
Ethane		4	2	1
Kerosene	70 / 158	4	3	1
Liquified petroleum gas		4	2	1
Methane	23 / 73.4	4	3	1
Naphtha	23 / 73.4	4	4	1
Natural gas		3	1	1
Oil 1 (ASTM No.1, ISO 1817)	100 / 212	4	1	1
Oil 2 (IRM 902, ISO 1817)	100 / 212	4	2	1
Oil 3 (IRM 903, ISO 1817)	100 / 212	4	4	1

■ 1 – no / insignificant effect
 ■ 2 – minor effect
 ■ 3 – moderate effect
 ■ 4 – severe effect

NR/BR - standard plugs from natural rubber mixture

CR - oil-resistant plugs from Chloroprene rubber - Type C

NBR - oil-resistant plugs from Nitrile rubber - Type NBR

PLUGY NBR - BLOCKING PLUGS

PART NUMBER	NOMINAL SIZE	SIZE USAGE RANGE		REQUIRED INFLATION PRESSURE [bar] / [psi]	DEFLATED PLUG DIMENSIONS		PRODUCT WEIGHT [kg] / [lbs]	Eye Bolt	Inflation Valve
		MIN. DIA. [mm] / [inch]	MAX. DIA. [mm] / [inch]		Diameter [mm] / [inch]	Length [mm] / [inch]		M Thread	Thread Size
596487	100-200 / 4"-8"	100 / 4"	200 / 8"	2.5 / 36	92 / 3.6	500 / 20"	1.3 / 3	M6	R 1/4"
596488	150-300 / 6"-12"	150 / 6"	300 / 12"	2.5 / 36	142 / 5.6"	540 / 21"	2.6 / 6	M8	R 1/4"
596489	200-400 / 8"-16"	200 / 8"	400 / 16"	2.5 / 36	192 / 7.6"	600 / 24"	3.6 / 8	M8	R 1/4"
596490	300-525 / 12"-21"	300 / 12"	525 / 21"	2.5 / 36	272 / 10.7"	630 / 25"	6.8 / 15	M8	R 1/4"
596491	350-600 / 14"-24"	350 / 14"	600 / 24"	2.5 / 36	322 / 12.7"	830 / 33"	9.8 / 22	M10	R 1/4"
596492	500-800 / 20"-32"	500 / 20"	800 / 32"	2.5 / 36	472 / 18.6"	1150 / 45"	28.0 / 62	M10	R 1/4"
602226	500-1000 / 20"-40"	500 / 20"	1000 / 40"	1.5 / 22	472 / 18.6"	1150 / 45"	32.5 / 72	M10	R 1/4"
596493	600-1200 / 24"-48"	600 / 24"	1200 / 48"	1.5 / 22	574 / 22.6"	1450 / 57"	45.5 / 100	M10	R 1/4"

BACK PRESSURES [BAR] / [psi]*- PLUGY NBR

PLUG SIZE	PIPE DIAMETER [mm] / [inch]											
	100 / 4"	150 / 6"	200 / 8"	250 / 10"	300 / 12"	350 / 14"	400 / 16"	500 / 20"	600 / 24"	800 / 32"	1000 / 40"	1200 / 48"
100-200 / 4"-8"	2.2 / 32	1.7 / 25	1.0 / 15									
150-300 / 6"-12"		2.2 / 32	1.7 / 25	1.3 / 19								
200-400 / 8"-16"			2.2 / 32	2.0 / 29	1.7 / 25	1.6 / 23	1.5 / 22					
300-525 / 12"-21"					2.0 / 29	1.7 / 25	1.6 / 23	1.5 / 22				
350-600 / 14"-24"						2.1 / 30	1.9 / 28	1.6 / 23	1.5 / 22			
500-800 / 20"-32"								1.8 / 26	1.4 / 20	1.2 / 17		
500-1000 / 20"-40"								1.0 / 15	0.8 / 12	0.6 / 9	0.5 / 7	
600-1200 / 24"-48"									1.0 / 15	0.7 / 10	0.6 / 9	0.5 / 7

* measured in a dry iron pipe



CONE-SHAPED PLUGS – PLUGY CP AND PLUGSY CP

1. 9.



SAVA CONE PLUGY CP plugs are available in dimensions from 400 mm - 2400 mm (16" - 95"). They are produced from special CR rubber and reinforced with fabric. The additional sealing foam improves sealing in all conditions. Plugs are equipped with carrying handles and eyelets for easier manipulation. They are very light and suitable for sealing pipes of various shapes (cone, oval, etc..).

Repairable material	Wide range	Conical shape	Light- weight
---------------------	------------	---------------	---------------



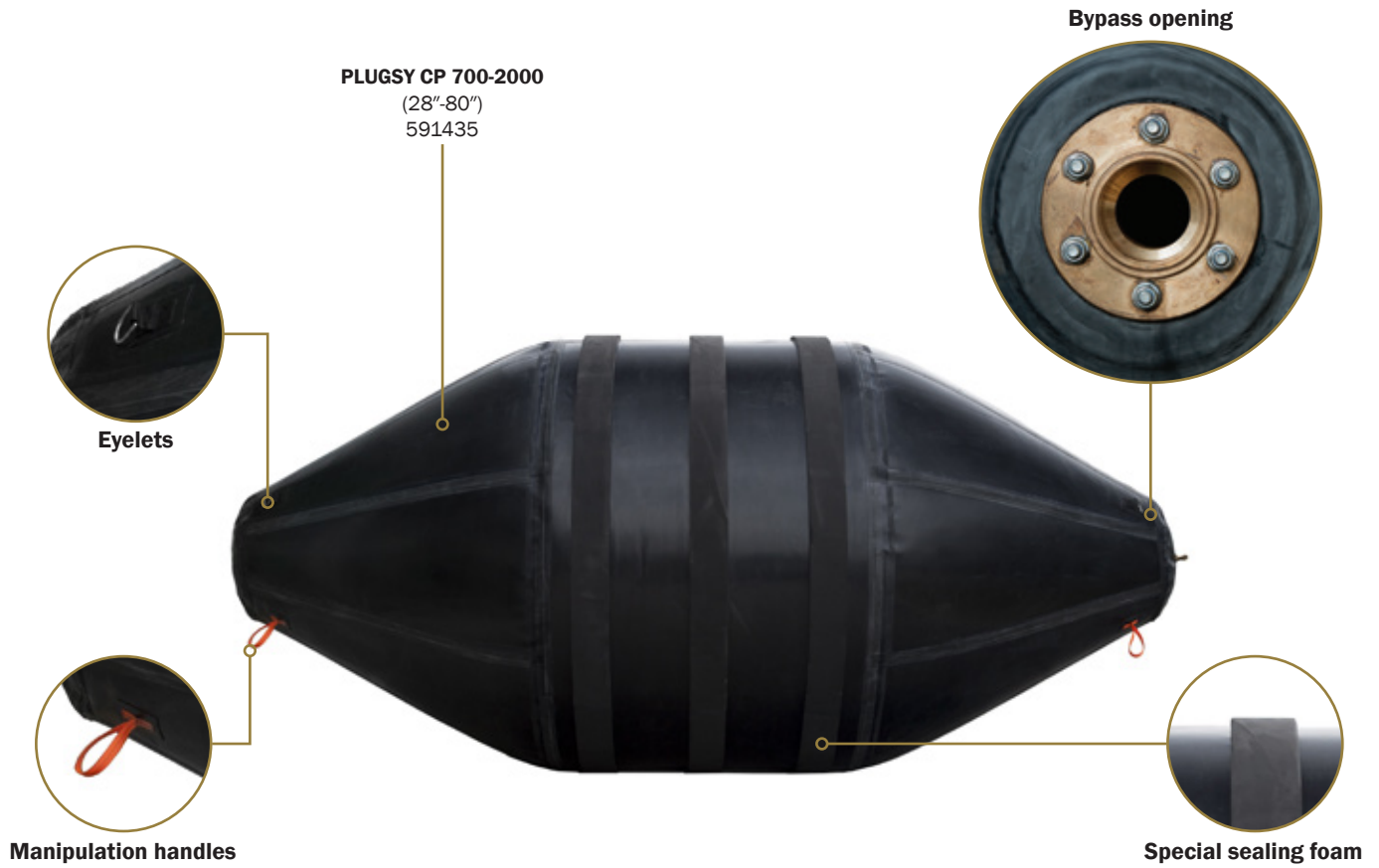
CONE PLUGY CP - BLOCKING PLUGS

PART NUMBER	NOMINAL SIZE	SIZE USAGE RANGE		REQUIRED INFLATION PRESSURE [bar] / [psi]	INFLATED PLUG		BACK PRESSURE* [bar] / [psi]	INFLATION VALVE
		MIN. DIA. [mm] / [inch]	MAX. DIA. [mm] / [inch]		WEIGHT [kg] / [lbs]	LENGTH [mm] / [inch]		THREAD SIZE
574340	400-1000 / 16"-40"	400 / 16"	1000 / 40"	1 / 15	16.6 / 37	2000 / 79"	0.5 / 7	R1/2"
574341	600-1500 / 24"-60"	600 / 24"	1500 / 60"	1 / 15	35.7 / 79	3000 / 118"	0.5 / 7	R1/2"
574342	700-2000 / 28"-80"	700 / 28"	2000 / 80"	1 / 15	83.8 / 185	3600 / 142"	0.5 / 7	R1/2"
574343	900-2400 / 35"-96"	900 / 35"	2400 / 96"	1 / 15	111.5 / 246	4800 / 189"	0.5 / 7	R1/2"

* back pressure 0.5 bar (7 psi) water or 0.2 bar (3 psi) air/vacuum

1. 9.

CONE-SHAPED PLUGS – PLUGY CP AND PLUGSY CP



CONE PLUGSY CP - BYPASS PLUGS

PART NUMBER	NOMINAL SIZE	SIZE USAGE RANGE		REQUIRED INFLATION PRESSURE [bar] / [psi]	INFLATED PLUG		BYPASS DIAMETER (FEMALE)	INFLATION VALVE
		MIN. DIA. [mm] / [inch]	MAX. DIA. [mm] / [inch]		WEIGHT [kg] / [lbs]	LENGTH [mm] / [inch]		THREAD SIZE
591433	400-1000 / 16"-40"	400 / 16"	1000 / 40"	1 / 15	22.5 / 50	2000 / 79"	2"	R1/2"
591434	600-1500 / 24"-60"	600 / 24"	1500 / 60"	1 / 15	43.1 / 95	3000 / 118"	2"	R1/2"
591435	700-2000 / 28"-80"	700 / 28"	2000 / 80"	1 / 15	92.2 / 203	3600 / 142"	2"	R1/2"
591436	900-2400 / 35"-96"	900 / 35"	2400 / 96"	1 / 15	122.5 / 270	4800 / 189"	2"	R1/2"

ACCESSORIES



SINGLE FITTING CONTROLLER
1.0 bar (14.5 psi)
1.0 kg (2.2 lbs)
551503




INFLATION HOSE 10 m (33') WITH SAFETY GEKA COUPLING, 3.0 kg (6.6 lbs)
519817



ROUND-SHAPED PLUGS – PLUGSY B-VP

1. 10.




SAVA Plugsy B-VP is available in dimensions ranging from 400 – 1500 mm (16" - 60"). Its main feature is to reduce a pipeline diameter and control diverting of water flow using the standard PVC pipes. Due to a large bypass, the use of pump is rarely needed.

Highly flexible


Lightweight

Wide bypass system

PLUGSY B-VP
591443



Geka coupling



Back view


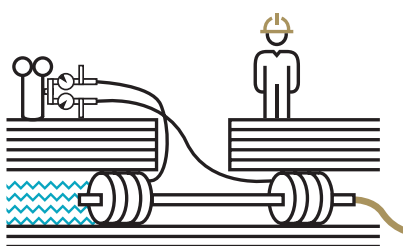


Special sealing foam

*PVC pipe is not included with the product.

PLUGSY B-VP - BYPASS PLUGS

PART NUMBER	NOMINAL SIZE	SIZE USAGE RANGE		REQUIRED INFLATION PRESSURE [bar] / [psi]	INFLATED PLUG		BYPASS DIAMETER OUTER DIAMETER MAX. [mm] / [inch]	INFLATION VALVE
		MIN. DIA. [mm] / [inch]	MAX. DIA. [mm] / [inch]		WEIGHT [kg] / [lbs]	LENGTH [mm] / [inch]		THREAD SIZE
591443	400-1000 / 16"-40"	400 / 16"	1000 / 40"	1 / 15	15 / 33	600 / 24"	250 / 10"	R1/2"
591445	600-1500 / 24"-60"	600 / 24"	1500 / 60"	1 / 15	25 / 55	720 / 28"	460 / 18"	R1/2"



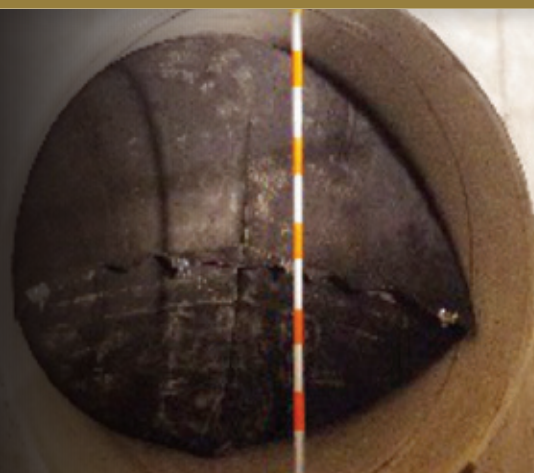
1. 11.

PILLOW-SHAPED PLUGS – PLUGY PILLOW AND PLUGSY PILLOW



GEKA

The unique construction and high-quality materials of SAVA pillow-shaped PLUGY PILLOW and PLUGSY PILLOW plugs ensure low weight and high flexibility during use and storage. Plugs of this type are suitable for the largest pipelines and can be custom-made to fit any pipeline diameter.



Flexible and fully foldable

Small insertion diameter required

Fit through a 600 mm (24") manhole

Custom-made dimensions available



Deflated Pillow



Folded Pillow



PLUGY PILLOW 600-1000
(24"-40")
529411

ACCESSORIES



SINGLE FITTING CONTROLLER
1.0 bar (14.5 psi)
1.0 kg (2.2 lbs)
551503



INFLATION HOSE 10 m (33')
WITH SAFETY GEKA
COUPLING, 3.0 kg (6.6 lbs)
519817



ADAPTER
GEKA/26,
0.2 kg (0.4 lbs)
575711

PILLOW-SHAPED PLUGS – PLUGY PILLOW AND PLUGSY PILLOW

1. 11.

PLUGY PILLOW - BLOCKING PLUGS

PART NUMBER	NOMINAL SIZE	SIZE USAGE RANGE		REQUIRED INFLATION PRESSURE [bar] / [psi]	MAX. ALLOWABLE BACK PRESSURE		DEFLATED PLUG			PRODUCT WEIGHT [kg] / [lbs]	SHACKLE M THREAD	INFLATION VALVE THREAD SIZE
		MIN. DIA. [mm] / [inch]	MAX. DIA. [mm] / [inch]		WATER HEAD [bar] / [psi]	WATER HEAD [m] / [ft]	DIAMETER [mm] / [inch]	WIDTH [mm] / [inch]	LENGTH [mm] / [inch]			
529411	600-1000 / 24"-40"	600 / 24"	1000 / 40"	1 / 15	0.7 / 10	7 / 23'	580 / 23"	910 / 36"	2100 / 83"	18 / 40	12 x 2	2 x R1/2"
529412	800-1200 / 32"-48"	800 / 32"	1200 / 48"	0.9 / 13	0.6 / 9	6 / 19.7'	780 / 31"	1230 / 48"	2500 / 98"	29 / 64	12 x 2	2 x R1/2"
529413	1200-1600 / 48"-64"	1200 / 48"	1600 / 64"	0.8 / 12	0.5 / 7	5 / 16.4'	1170 / 44"	1830 / 72"	3200 / 126"	51 / 112	12 x 3	2 x R1/2"
529414	1600-2000 / 64"-80"	1600 / 64"	2000 / 80"	0.6 / 9	0.4 / 6	4 / 13.1'	1560 / 61"	2450 / 97"	4000 / 157"	86 / 190	12 x 3	2 x R1/2"
529491	1900-2200 / 76"-88"	1900 / 76"	2200 / 88"	0.5 / 7	0.3 / 4	3 / 9.8'	1850 / 73"	2910 / 114"	4800 / 189"	100 / 221	12 x 4	2 x R1/2"
545429	2400-2500 / 96"-100"	2400 / 96"	2500 / 100"	0.5 / 7	0.3 / 4	3 / 9.8'	2350 / 93"	3690 / 145"	5600 / 220"	222 / 489	12 x 6	2 x R1/2"

PLUGSY PILLOW - BYPASS PLUGS


PART NUMBER	NOMINAL SIZE	SIZE USAGE RANGE		REQUIRED INFLATION PRESSURE [bar] / [psi]	MAX. ALLOWABLE BACK PRESSURE		DEFLATED PLUG			PRODUCT WEIGHT [kg] / [lbs]	SHACKLE M THREAD	INFLATION VALVE THREAD SIZE	BYPASS DIAMETER (FEMALE)
		MIN. DIA. [mm] / [inch]	MAX. DIA. [mm] / [inch]		WATER HEAD [bar] / [psi]	WATER HEAD [m] / [ft]	DIAMETER [mm] / [inch]	WIDTH [mm] / [inch]	LENGTH [mm] / [inch]				
529415	600-1000 / 24"-40"	600 / 24"	1000 / 40"	1 / 15	0.7 / 10	7 / 23'	580 / 23"	910 / 36"	2100 / 83"	23 / 51	12 x 2	2 x R1/2"	2"
529416	800-1200 / 32"-48"	800 / 32"	1200 / 48"	0.9 / 13	0.6 / 9	6 / 19.7'	780 / 31"	1230 / 48"	2500 / 98"	34 / 75	12 x 2	2 x R1/2"	2"
529417	1200-1600 / 48"-64"	1200 / 48"	1600 / 64"	0.8 / 12	0.5 / 7	5 / 16.4'	1170 / 44"	1830 / 72"	3200 / 126"	57 / 126	12 x 3	2 x R1/2"	2"
529418	1600-2000 / 64"-80"	1600 / 64"	2000 / 80"	0.6 / 9	0.4 / 6	4 / 13.1'	1560 / 61"	2450 / 97"	4000 / 157"	92 / 203	12 x 3	2 x R1/2"	2"
529492	1900-2200 / 76"-88"	1900 / 76"	2200 / 88"	0.5 / 7	0.3 / 4	3 / 9.8'	1850 / 73"	2910 / 114"	4800 / 189"	100 / 221	12 x 4	2 x R1/2"	2"
545433	2400-2500 / 96"-100"	2400 / 96"	2500 / 100"	0.5 / 7	0.3 / 4	3 / 9.8'	2350 / 93"	3690 / 145"	5600 / 220"	234 / 516	12 x 6	2 x R1/2"	2"



Inserting a folded pillow plug



Placing – pillow plug should be positioned horizontally



Inflated pillow plug

EGG-SHAPED PLUGS – PLUGY EI, PLUGY EI PILLOW AND PLUGSY EI, PLUGSY EI PILLOW



1. 12.

The shape of the first two sizes is adapted to the shape of the pipeline, while the larger sizes are pillow-shaped to simplify insertion through the manholes. Plugs are available in seven standard sizes, both sealing and bypass types.



Fit all standard egg-shaped pipes

Two design versions

Wide range

EI DESIGN (FOR SMALL SIZES)



PLUGY EI 2
503486

Front



Back

EI PILLOW DESIGN (FOR LARGER SIZES)



PLUGSY EI 3 PILLOW
526695



NOTE:
Pillow EI plug should be placed vertically



Deflated pillow plugsy EI



EGG-SHAPED PLUGS – PLUGY EI, PLUGY EI PILLOW AND PLUGSY EI, PLUGSY EI PILLOW

1. 12.

ACCESSORIES EI DESIGN



SINGLE FITTING CONTROLLER,
0.9 kg (2 lbs)
1.5 bar (22 psi)
74609



INFLATION HOSE,
10 m (33'), GREY
1.2 kg (2.6 lbs)
614341



POLY LIFT INFLATION HOSE,
10 m (33'),
2.4 kg (5.3 lbs)
615288

ACCESSORIES EI PILLOW DESIGN



SINGLE FITTING CONTROLLER
1.0 bar (14.5 psi)
1.0 kg (2.2 lbs)
551503



INFLATION HOSE 10 m (33')
WITH SAFETY GEKA
COUPLING, 3.0 kg (6.6 lbs)
519817

PLUGY EI - BLOCKING PLUGS

PART NUMBER	NOMINAL SIZE	SIZE USAGE RANGE		REQUIRED INFLATION PRESSURE [bar] / [psi]	MAX. ALLOWED BACK PRESSURE		DEFLATED PLUG			PRODUCT WEIGHT [kg] / [lbs]	EYE BOLT	SHACKLE	INFLATION VALVE
		MIN. DIA. [mm] / [inch]	MAX. DIA. [mm] / [inch]		WATER HEAD [bar] / [psi]	WATER HEAD [m] / [ft]	DIAMETER [mm] / [inch]	WIDTH [mm] / [inch]	LENGTH [mm] / [inch]				
503485	EI 1	200/300 / 8"/12"	250/375 / 10"/15"	1.5 / 22	0.5 / 7	5 / 16.4'	180x265 / 7.1"x10.4"	/	600 / 24"	7 / 15	8	NA	TYPE 26
503486	EI 2	300/450 / 12"/18"	350/525 / 14"/21"	1.5 / 22	0.5 / 7	5 / 16.4'	280x415 / 11"x16.3"	/	700 / 28"	14.8 / 33	8	NA	TYPE 26
526694	EI 3 - PILLOW	400/600 / 16"/24"	500/750 / 20"/30"	1.3 / 19	0.5 / 7	5 / 16.4'	420 / 16.5"	660 / 26"	1800 / 71"	20.1 / 44	NA	12 x 2	2 x R1/2"
568807	EI 3s - PILLOW	600/900 / 24"/35"	600/900 / 24"/35"	1.3 / 19	0.5 / 7	5 / 16.4'	636 / 25"	1000 / 40"	1800 / 71"	26.7 / 59	NA	12 x 2	2 x R1/2"
519444	EI 4 - PILLOW	700/1050 / 28"/41"	800/1200 / 32"/48"	0.9 / 13	0.5 / 7	5 / 16.4'	751 / 29.6"	1180 / 47"	2300 / 91"	36.1 / 79	NA	12 x 2	2 x R1/2"
519447	EI 5 - PILLOW	900/1350 / 35"/53"	1000/1500 / 40"/60"	0.8 / 12	0.5 / 7	5 / 16.4'	955 / 37.6"	1500 / 59"	2900 / 114"	53.9 / 119	NA	12 x 3	2 x R1/2"
536345	EI 6 - PILLOW	1200/1800 / 48"/72"	1400/2100 / 56"/84"	0.6 / 9	0.4 / 6	4 / 13.1'	1394 / 54.9"	2190 / 86"	3400 / 134"	92.4 / 204	NA	12 x 3	2 x R1/2"

PLUGSY EI - BYPASS PLUGS

PART NUMBER	NOMINAL SIZE	SIZE USAGE RANGE		REQUIRED INFLATION PRESSURE [bar] / [psi]	MAX. ALLOWED BACK PRESSURE		DEFLATED PLUG			PRODUCT WEIGHT [kg] / [lbs]	EYE BOLT	SHACKLE	BYPASS DIAMETER
		MIN. DIA. [mm] / [inch]	MAX. DIA. [mm] / [inch]		WATER HEAD [bar] / [psi]	WATER HEAD [m] / [ft]	DIAMETER [mm] / [inch]	WIDTH [mm] / [inch]	LENGTH [mm] / [inch]				
504158	EI 1	200/300 / 8"/12"	250/375 / 10"/15"	1.5 / 22	0.5 / 7	5 / 16.4'	180x265 / 7.1"x10.4"	/	600 / 24"	10.2 / 23	8	NA	2"
504160	EI 2	300/450 / 12"/18"	350/525 / 14"/21"	1.5 / 22	0.5 / 7	5 / 16.4'	280x415 / 11"x16.3"	/	700 / 28"	17.9 / 40	8	NA	3"
526695	EI 3 - PILLOW	400/600 / 16"/24"	500/750 / 20"/30"	1.3 / 19	0.5 / 7	5 / 16.4'	420 / 16.5"	660 / 26"	1800 / 71"	25.4 / 60	NA	12 x 2	2"
568808	EI 3s - PILLOW	600/900 / 24"/35"	600/900 / 24"/35"	1.3 / 19	0.5 / 7	5 / 16.4'	636 / 25"	1000 / 40"	1800 / 71"	32.1 / 71	NA	12 x 2	2"
519448	EI 4 - PILLOW	700/1050 / 28"/41"	800/1200 / 32"/48"	0.9 / 13	0.5 / 7	5 / 16.4'	751 / 29.6"	1180 / 47"	2300 / 91"	42.1 / 93	NA	12 x 2	2"
519449	EI 5 - PILLOW	900/1350 / 35"/53"	1000/1500 / 40"/60"	0.8 / 12	0.5 / 7	5 / 16.4'	955 / 37.6"	1500 / 59"	2900 / 114"	60.8 / 134	NA	12 x 3	2"
536350	EI 6 - PILLOW	1200/1800 / 48"/72"	1400/2100 / 56"/84"	0.6 / 9	0.4 / 6	4 / 13.1'	1394 / 54.9"	2190 / 86"	3400 / 134"	100.9 / 222	NA	12 x 3	2"

1. 13.

MANHOLE PLUGS – PLUGSY VJ



TYPE 26

SAVA PLUGSY VJ for manhole tightness testings are short and light, equipped with three eyebolts for a simple vertical insertion of a plug.

Suitable for EN 1610 testing

Special narrow design to fit manhole

Simple handling

Heavy duty



PLUGSY VJ 800 (32")
535889

PLUGSY VJ SINGLE-SIZE DESIGN
(VJ 600, VJ 800, VJ 1000)



Special sealing and protection foam

PLUGSY VJ
600-650 (24"-26")
501841



PLUGSY VJ MULTI-SIZE DESIGN (VJ 600-650)

PLUGSY VJ - BYPASS PLUGS

PART NUMBER	NOMINAL SIZE	SIZE USAGE RANGE		REQUIRED INFLATION PRESSURE [bar] / [psi]	DEFLATED PLUG		PRODUCT WEIGHT [kg] / [lbs]	INFLATION VALVE THREAD SIZE	BYPASS DIAMETER (FEMALE)
		MIN. DIA. [mm] / [inch]	MAX. DIA. [mm] / [inch]		DIAMETER [mm] / [inch]	LENGTH [mm] / [inch]			
501841	600-650 / 24"-26"	600 / 24"	650 / 26"	1.5 / 22	560 / 22"	360 / 14"	16 / 35	R 1/4"	2"
538201	600 / 24"	590 / 23"	600 / 24"	0.5 / 7	582 / 22.9"	200 / 8"	3.7 / 8	R 1/4"	2"
573713	700 / 28"	690 / 27"	700 / 28"	0.5 / 7	670 / 26"	200 / 8"	4.6 / 10.1	R 1/4"	2"
535889	800 / 32"	780 / 30.7"	800 / 32"	0.5 / 7	770 / 30"	200 / 8"	5 / 11	R 1/4"	2"
535890	1000 / 40"	980 / 38.5"	1000 / 40"	0.5 / 7	970 / 38"	200 / 8"	6.5 / 14	R 1/4"	2"



TYPE 26 (6 bar / 87 psi,
12 bar / 435 psi)

HIGH-PRESSURE PLUGS – PLUGY HP 6 bar (87 psi) AND 12 bar (174 psi)

1. 14.



SAVA PLUGY HP plugs are specially reinforced plugs suitable for sealing of pipes with extremely high back pressures.

Special reinforcement	High back pressures	Heavy duty
------------------------------	----------------------------	-------------------

PLUGY HP 6 bar (87 psi) - BLOCKING PLUGS

PART NUMBER	NOMINAL SIZE	SIZE USAGE RANGE		REQUIRED INFLATION PRESSURE [bar] / [psi]	MAX. ALLOWED BACK PRESSURE [bar] / [psi]	DEFLATED PLUG		PRODUCT WEIGHT [kg] / [lbs]	EYE BOLT M THREAD	INFLATION VALVE THREAD SIZE
		MIN. DIA. [mm] / [inch]	MAX. DIA. [mm] / [inch]			DIAMETER [mm] / [inch]	LENGTH [mm] / [inch]			
60887	100-150 / 4"-6"	100 / 4"	150 / 6"	6 / 87	3 / 44	92 / 3.6"	535 / 21"	1.2 / 3	6	R 1/4"
60907	150-200 / 6"-8"	150 / 6"	200 / 8"	6 / 87	3 / 44	142 / 5.6"	575 / 23"	2 / 5	8	R 1/4"
60908	200-300 / 8"-12"	200 / 8"	300 / 12"	6 / 87	3 / 44	192 / 7.6"	635 / 25"	3.2 / 7	8	R 1/4"
60909	350-500 / 14"-20"	350 / 14"	500 / 20"	6 / 87	3 / 44	322 / 12.7"	865 / 34"	8.7 / 20	8	R 1/4"
60924	500-600 / 20"-24"	500 / 20"	600 / 24"	6 / 87	3 / 44	472 / 18.6"	1185 / 47"	18 / 40	10	R 1/4"

PLUGY HP 12 bar (174 psi) - BLOCKING PLUGS

PART NUMBER	NOMINAL SIZE	SIZE USAGE RANGE		REQUIRED INFLATION PRESSURE [bar] / [psi]	MAX. ALLOWED BACK PRESSURE [bar] / [psi]	DEFLATED PLUG		PRODUCT WEIGHT [kg] / [lbs]	EYE BOLT M THREAD	INFLATION VALVE THREAD SIZE
		MIN. DIA. [mm] / [inch]	MAX. DIA. [mm] / [inch]			DIAMETER [mm] / [inch]	LENGTH [mm] / [inch]			
518561	100-125 / 4"-5"	100 / 4"	125 / 5"	12 / 174	10 / 145	92 / 3.6"	540 / 21"	1.5 / 4	6	R 1/4"
518562	150 / 6"	150 / 6"	150 / 6"	12 / 174	10 / 145	142 / 5.6"	580 / 23"	2.7 / 6	8	R 1/4"
518563	200-250 / 8"-10"	200 / 8"	250 / 10"	12 / 174	10 / 145	192 / 7.6"	640 / 25"	4.3 / 10	8	R 1/4"
518564	300-350 / 12"-14"	300 / 12"	350 / 14"	12 / 174	10 / 145	272 / 10.7"	670 / 27"	8 / 18	8	R 1/4"
518565	400 / 16"	400 / 16"	400 / 16"	12 / 174	10 / 145	322 / 12.7"	870 / 34"	11.5 / 26	10	R 1/4"
518566	500 / 20"	500 / 20"	500 / 20"	12 / 174	10 / 145	472 / 18.6"	1190 / 47"	24.1 / 53	10	R 1/4"

ACCESSORIES 6 bar (87 psi) AND 12 bar (174 psi)



SINGLE FITTING CONTROLLER,
0.9 kg (2 lbs)
12 bar (174 psi) 531544
6 bar (87 psi) 531542



INFLATION HOSE,
10 m (33'), GREY
1.2 kg (2.6 lbs)
614341



POLY LIFT INFLATION HOSE,
10 m (33'),
2.4 kg (5.3 lbs)
615288

1. 15.

TEST ACCESSORIES

SAVA offers the equipment for testing according to EN 1610. The BS EN 1610 covers the construction and related testing of drains and sewers that are laid underground and/or operate under pressure. It is suitable for drains and sewers installed in the trenches, under the embankments or above ground.



Air test according to EN 1610

Water test according to EN 1610

AIR TEST CONCEPT



DIMENSIONS		1 PLUGS	2 ADAPTERS	3 INFLATION HOSES FOR FILLING THE PIPE	4 MEASURING HOSE	5 CONTROLLERS	6 INFLATION HOSES FOR PLUGS
FOR SMALLER PLUGS							
from	up to						
S6	S6-8	1 × PLUGY 1 × PLUGSY	1 × 60449	1 × 614341	1 × 78070	2 × 60010	2 × 78905
S8	S12		1 × 60450	1 × 614341	1 × 78070	2 × 60010	2 × 78905
FOR LARGER PLUGS [mm] / [inch]							
from	up to						
100-200 / 4"-8"	150-300 / 6"-12"	1 × PLUGY 1 × PLUGSY	1 × 60449	1 × 614341	1 × 78070	2 × 60310	2 × 614341
200-400 / 8"-16"	500-800 / 20"-32"		1 × 60450	1 × 60452	1 × 78070	2 × 60310	2 × 614341
500-1000 / 20"-40"			1 × 60450	1 × 60452	1 × 78070	2 × 74609	2 × 614341
600-1200 / 24"-48"			1 × 60443	1 × 60452	1 × 78070	2 × 74609	2 × 614341
750-1500 / 30"-60"	800-1800 / 32"-72"		1 × 60443	1 × 60452	1 × 78070	2 × 74653	2 × 614341

AIR TEST EQUIPMENT



ADAPTER R1", 2× QUICK ACTION COUPLING
60449



ADAPTER R2", WITH GEKA COUPLING, AND QUICK ACTION COUPLING
60450



ADAPTER R4", WITH GEKA COUPLING, AND QUICK ACTION COUPLING
60443



INFLATION HOSE 19 mm I.D. WITH GEKA COUPLING TO FILL THE PIPE
5 m (16.4'),
60452




MEASURING HOSE WITH NIPPLE AND GAUGE, 0-0.6 bar (0-9 psi), 10 m (33')
615605



SINGLE FITTING CONTROLLER, 2.5 bar (36 psi) 60310, 1.5 bar (22 psi) 74609, 1.0 bar (15 psi) 74653



INFLATION HOSE, GREY 10 m (33'), 1.2 kg (2.6 lbs)
614341



HAND OPERATED PUMP
60010



INFLATION HOSE, TRANSPARENT, 5 m (16.4'),
78905

WATER TEST CONCEPT



1. 15.

TEST ACCESSORIES

DIMENSIONS		1 PLUGS	2 ADAPTERS	3 STORZ COUPLING	4 FLOATING BLEEDERS	5 CONTROLLERS	6 INFLATION HOSES FOR PLUGS
FOR SMALLER PLUGS							
from	up to						
S6	S6-8	2 × PLUGSY	1 × 60407	1 × 60380	1 × 60446	2 × 60010	2 × 78905
S8	S12		1 × 60412	1 × 60388	1 × 60448	2 × 60010	2 × 78905
FOR LARGER PLUGS [mm] / [inch]							
from	up to						
100-200 / 4"-8"	150-300 / 6"-12"	2 × PLUGSY	1 × 60407	1 × 60380	1 × 60446	2 × 60310	2 × 614341
200-400 / 8"-16"	500-800 / 20"-32"		1 × 60412	1 × 60388	1 × 60448	2 × 60310	2 × 614341
500-1000 / 20"-40"			1 × 60412	1 × 60388	1 × 60448	2 × 74609	2 × 614341
600-1200 / 24"-48"			1 × 60438	1 × 60428	1 × 60439	2 × 74609	2 × 614341
750-1500 / 30"-60"			1 × 60438	1 × 60428	1 × 60439	2 × 74653	2 × 614341
800-1800 / 32"-72"			1 × 60438	1 × 60428	1 × 60439	2 × 74653	2 × 614341

WATER TEST EQUIPMENT



**ADAPTER, STORZ D
TEST AND MEASURING HOSE,
6 m (19.7')**
60407



**ADAPTER, STORZ C
TEST AND MEASURING HOSE,
6 m (19.7')**
60412




**ADAPTER, STORZ A
TEST AND MEASURING HOSE,
6 m (19.7')**
60438



STORZ COUPLING
D 60380
C 60388
A 60428



**FLOATING BLEEDER
HOSE R 1"**
60446



**FLOATING BLEEDER
HOSE R 2"**
60448




**FLOATING BLEEDER
HOSE R 4"**
60439



**INFLATION HOSE,
GREY**
10 m (33')
614341



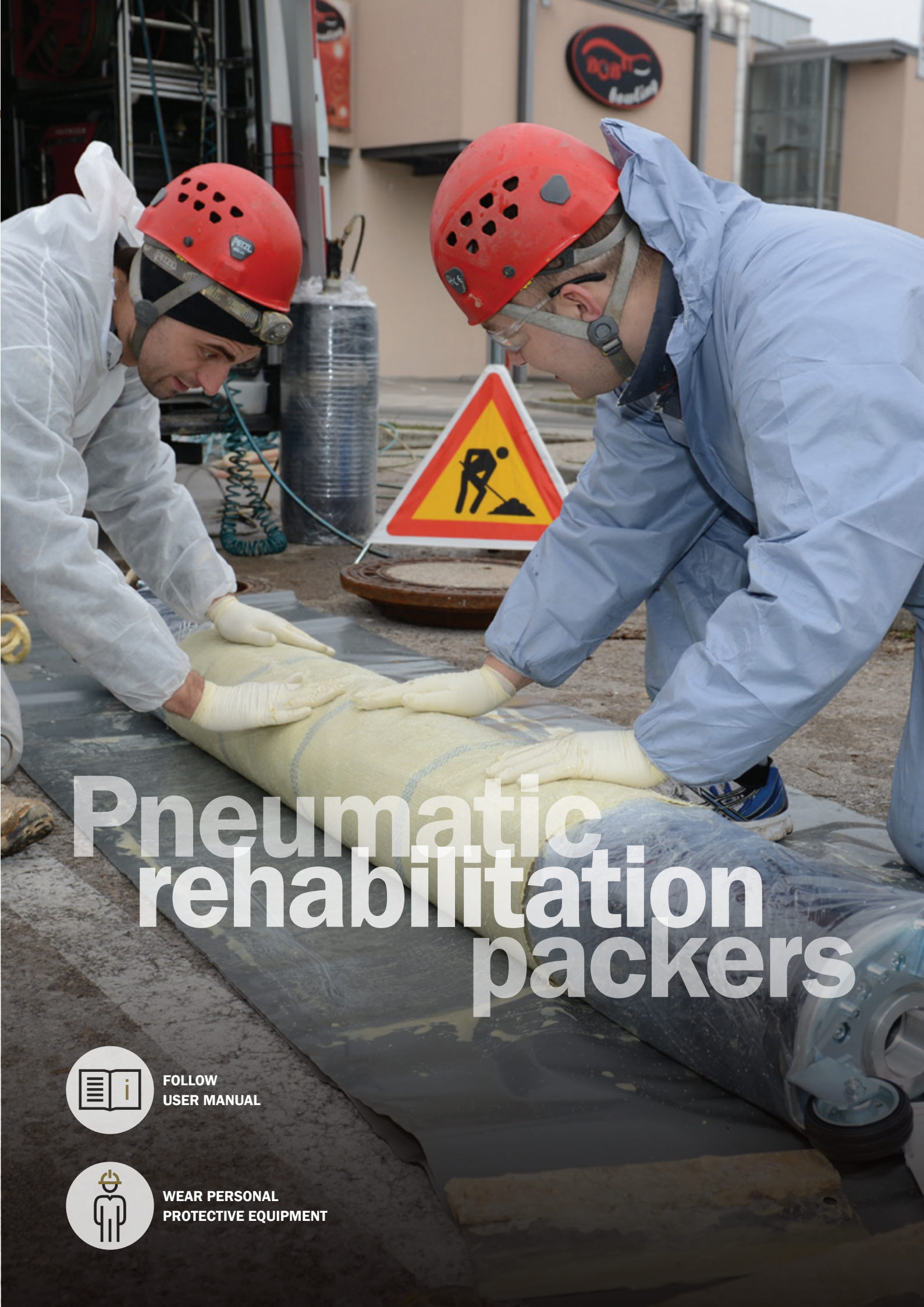
SINGLE FITTING CONTROLLER,
2.5 bar (36 psi) 60310
1.5 bar (22 psi) 74609
1.0 bar (15 psi) 74653




HAND PUMP
0.8 kg (1.8 lbs)
60010



**INFLATION HOSE,
TRANSPARENT**
5 m (16.4')
78905



Pneumatic rehabilitation packers



FOLLOW
USER MANUAL



WEAR PERSONAL
PROTECTIVE EQUIPMENT

2. 1.

LATERAL PACKERS HP-K



TYPE 26 - SAFETY

SAVA LATERAL PACKERS are suitable for repairs of pipes of smaller diameters, especially in house connection installations. These packers are rounded on both ends in order to simplify handling and insertion. They are equipped with quick action couplings.



Replaceable rubber sleeve

Highly flexible

Non-corrodive metal parts

Lightweight and flexible



ACCESSORIES



SINGLE FITTING CONTROLLER,
0.9 kg (2 lbs)
3.0 bar (44 psi) 537048
2.5 bar (36 psi) 60310



PUSH RODS
1.5 m (4.9'), 0.3 kg (0.7 lbs) 60491



INFLATION HOSE, GREY
10 m (33'),
1.2 kg (2.6 lbs)
614341



POLY LIFT INFLATION HOSE,
10 m (33'),
2.4 kg (5.3 lbs)
615288



LATERAL PACKERS

PART NUMBER	NOMINAL SIZE	SIZE USAGE RANGE		REQUIRED INFLATION PRESSURE [bar] / [psi]	PRODUCT WEIGHT [kg] / [lbs]	RUBBER BODY LENGTH [mm] / [inch]	DEFLATED PACKER	
		MIN. DIA. [mm] / [inch]	MAX. DIA. [mm] / [inch]				DIAMETER [mm] / [inch]	LENGTH [mm] / [inch]
529897	3.5-5 × 0.7 m / 1.4"-2" × 2.3'	35 / 1.4"	50 / 2"	3 / 44	0.4 / 1	700 / 28"	26 / 1"	765 / 30"
530785	3.5-5 × 1 m / 1.4"-2" × 3.3'	35 / 1.4"	50 / 2"	3 / 44	0.5 / 1	1000 / 40"	26 / 1"	1065 / 42"
530786	3.5-5 × 1.5 m / 1.4"-2" × 4.9'	35 / 1.4"	50 / 2"	3 / 44	0.7 / 2	1500 / 59"	26 / 1"	1565 / 62"
530787	3.5-5 × 2 m / 1.4"-2" × 6.6'	35 / 1.4"	50 / 2"	3 / 44	0.8 / 2	2000 / 79"	26 / 1"	2065 / 81"
538491	3.5-5 × 3 m / 1.4"-2" × 9.8'	35 / 1.4"	50 / 2"	3 / 44	1.1 / 2	3000 / 118"	26 / 1"	3065 / 121"
542187	5-7.5 × 0.7 m / 2"-3" × 2.3'	50 / 2"	75 / 3"	3 / 44	0.6 / 1	700 / 28"	30 / 1.2"	765 / 30"
281246	5-7.5 × 1 m / 2"-3" × 3.3'	50 / 2"	75 / 3"	3 / 44	0.7 / 2	1000 / 40"	30 / 1.2"	1065 / 42"
543422	5-7.5 × 1.5 m / 2"-3" × 4.9'	50 / 2"	75 / 3"	3 / 44	0.8 / 2	1500 / 59"	30 / 1.2"	1565 / 62"
543423	5-7.5 × 2 m / 2"-3" × 6.6'	50 / 2"	75 / 3"	3 / 44	1.1 / 2	2000 / 79"	30 / 1.2"	2065 / 81"
543431	5-7.5 × 3 m / 2"-3" × 9.8'	50 / 2"	75 / 3"	3 / 44	1.4 / 3	3000 / 118"	30 / 1.2"	3065 / 121"
60052	7-10 × 0.6 m / 3"-4" × 2'	70 / 3"	100 / 4"	2.5 / 36	0.6 / 1	600 / 24"	45 / 1.8"	720 / 28"
60053	7-10 × 1 m / 3"-4" × 3.3'	70 / 3"	100 / 4"	2.5 / 36	0.8 / 2	1000 / 40"	45 / 1.8"	1120 / 44"
60059	7-10 × 1.5 m / 3"-4" × 4.9'	70 / 3"	100 / 4"	2.5 / 36	1.1 / 2	1500 / 59"	45 / 1.8"	1620 / 64"
60060	7-10 × 2 m / 3"-4" × 6.6'	70 / 3"	100 / 4"	2.5 / 36	1.4 / 3	2000 / 79"	45 / 1.8"	2120 / 84"
559830	7-10 × 2.5 m / 3"-4" × 8.2'	70 / 3"	100 / 4"	2.5 / 36	1.6 / 4	2500 / 98"	45 / 1.8"	2620 / 103"
60061	7-10 × 3 m / 3"-4" × 9.8'	70 / 3"	100 / 4"	2.5 / 36	1.9 / 4	3000 / 118"	45 / 1.8"	3120 / 123"
60069	7-10 × 4 m / 3"-4" × 3.1'	70 / 3"	100 / 4"	2.5 / 36	2.4 / 5	4000 / 158"	45 / 1.8"	4120 / 162"
60081	7-10 × 5 m / 3"-4" × 16.4'	70 / 3"	100 / 4"	2.5 / 36	2.8 / 6	4900 / 193"	45 / 1.8"	5020 / 198"
60307	10-15 × 0.6 m / 4"-6" × 2'	100 / 4"	150 / 6"	2.5 / 36	1.1 / 2	600 / 24"	65 / 2.6"	720 / 28"
60308	10-15 × 1 m / 4"-6" × 3.3'	100 / 4"	150 / 6"	2.5 / 36	1.5 / 3	1000 / 40"	65 / 2.6"	1120 / 44"
60309	10-15 × 1.5 m / 4"-6" × 4.9'	100 / 4"	150 / 6"	2.5 / 36	1.9 / 4	1500 / 59"	65 / 2.6"	1620 / 64"
60311	10-15 × 2 m / 4"-6" × 6.6'	100 / 4"	150 / 6"	2.5 / 36	2.4 / 5	2000 / 79"	65 / 2.6"	2120 / 84"
60224	10-15 × 2.5 m / 4"-6" × 8.2'	100 / 4"	150 / 6"	2.5 / 36	2.8 / 6	2500 / 98"	65 / 2.6"	2620 / 103"
60461	10-15 × 3 m / 4"-6" × 9.8'	100 / 4"	150 / 6"	2.5 / 36	3.2 / 7	3000 / 118"	65 / 2.6"	3120 / 123"
60492	10-15 × 4 m / 4"-6" × 13.1'	100 / 4"	150 / 6"	2.5 / 36	4 / 9	4000 / 158"	65 / 2.6"	4120 / 162"
60298	10-15 × 5 m / 4"-6" × 16.4'	100 / 4"	150 / 6"	2.5 / 36	5.4 / 12	4900 / 193"	65 / 2.6"	5020 / 198"
60314	15-20 × 0.6 m / 6"-8" × 2'	150 / 6"	200 / 8"	2.5 / 36	1.9 / 4	600 / 24"	85 / 3.3"	720 / 28"
60330	15-20 × 1 m / 6"-8" × 3.3'	150 / 6"	200 / 8"	2.5 / 36	2.5 / 6	1000 / 40"	85 / 3.3"	1120 / 44"
60331	15-20 × 1.5 m / 6"-8" × 4.9'	150 / 6"	200 / 8"	2.5 / 36	3.1 / 7	1500 / 59"	85 / 3.3"	1620 / 64"
60343	15-20 × 2 m / 6"-8" × 6.6'	150 / 6"	200 / 8"	2.5 / 36	3.8 / 8	2000 / 79"	85 / 3.3"	2120 / 84"
60516	15-20 × 3 m / 6"-8" × 9.8'	150 / 6"	200 / 8"	2.5 / 36	5 / 11	3000 / 118"	85 / 3.3"	3120 / 123"
60955	15-20 × 4 m / 6"-8" × 13.1'	150 / 6"	200 / 8"	2.5 / 36	6.3 / 14	4000 / 158"	85 / 3.3"	4120 / 162"
60005	15-20 × 5 m / 6"-8" × 16.4'	150 / 6"	200 / 8"	2.5 / 36	8.6 / 19	4900 / 193"	85 / 3.3"	5020 / 198"
569503	15-25 × 0.6 m / 6"-10" × 2'	150 / 6"	250 / 10"	2.5 / 36	4.1 / 9	600 / 24"	105 / 4.1"	670 / 26"
569504	15-25 × 1 m / 6"-10" × 3.3'	150 / 6"	250 / 10"	2.5 / 36	4.8 / 10.6	1000 / 40"	105 / 4.1"	1070 / 42"
282122	15-25 × 1.5 m / 6"-10" × 4.9'	150 / 6"	250 / 10"	2.5 / 36	5.7 / 12.5	1500 / 59"	105 / 4.1"	1570 / 62"
569505	15-25 × 2 m / 6"-10" × 6.6'	150 / 6"	250 / 10"	2.5 / 36	6.5 / 14.3	2000 / 79"	105 / 4.1"	2070 / 81"
569506	15-25 × 3 m / 6"-10" × 9.8'	150 / 6"	250 / 10"	2.5 / 36	8.2 / 18.0	3000 / 118"	105 / 4.1"	3070 / 121"
569507	15-25 × 4 m / 6"-10" × 13.1'	150 / 6"	250 / 10"	2.5 / 36	9.8 / 21.6	4000 / 158"	105 / 4.1"	4070 / 160"
569508	15-25 × 5 m / 6"-10" × 16.4'	150 / 6"	250 / 10"	2.5 / 36	11.5 / 25.3	5000 / 193"	105 / 4.1"	5070 / 200"

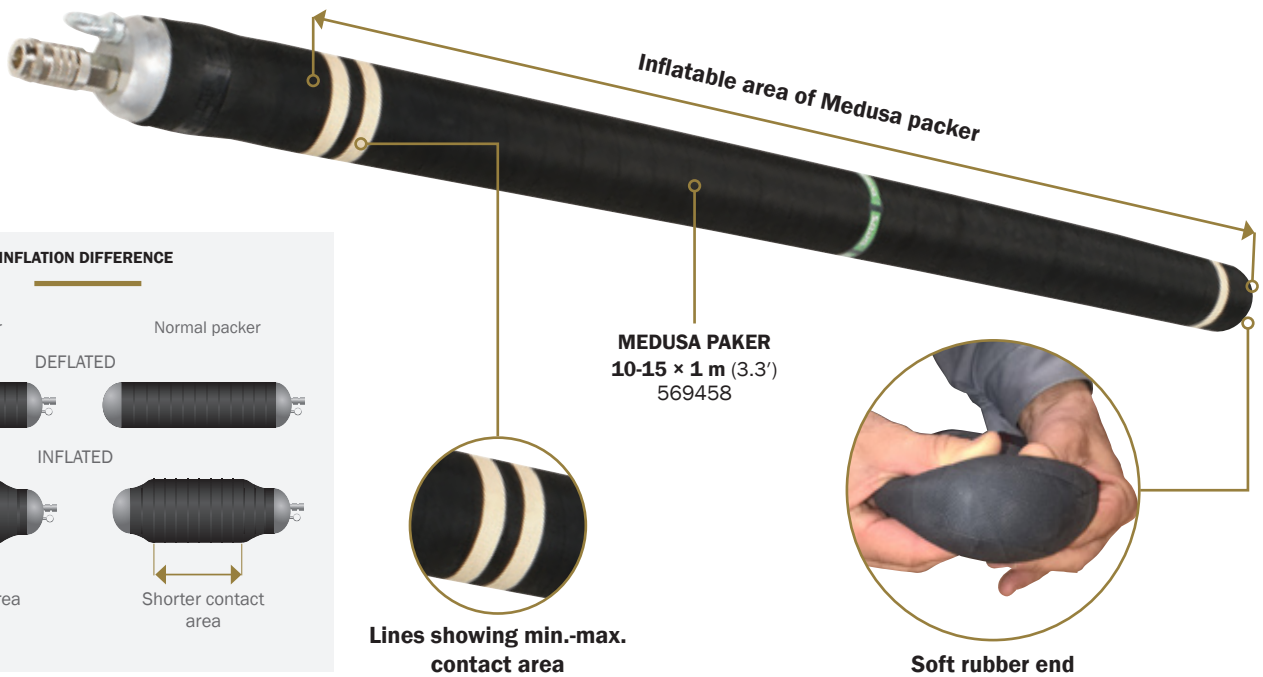
The ends of Medusa packers are made from special and extremely flexible soft rubber, which simplifies handling of the packer in narrow spaces. Since the packer end can be pushed closer to the pipe edge, T-connection pipe repairs are more efficient.

Fully flexible soft rubber end

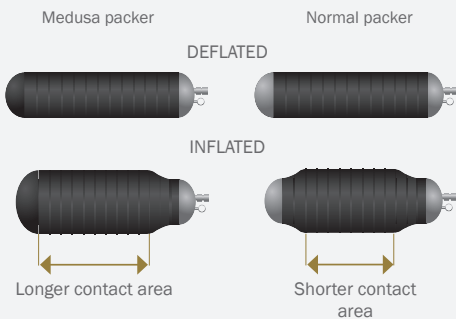
Sealing of blind sewage lines

Eyebolt on soft rubber end available on request

Superb handling properties



INFLATION DIFFERENCE



MEDUSA PAKER
10-15 x 1 m (3.3')
569458

ACCESSORIES



SINGLE FITTING CONTROLLER,
0.9 kg (2 lbs)
3.0 bar (44 psi) 537048
2.5 bar (36 psi) 60310



PUSH RODS
1.5 m (4.9'), 0.3 kg (0.7 lbs) 60491



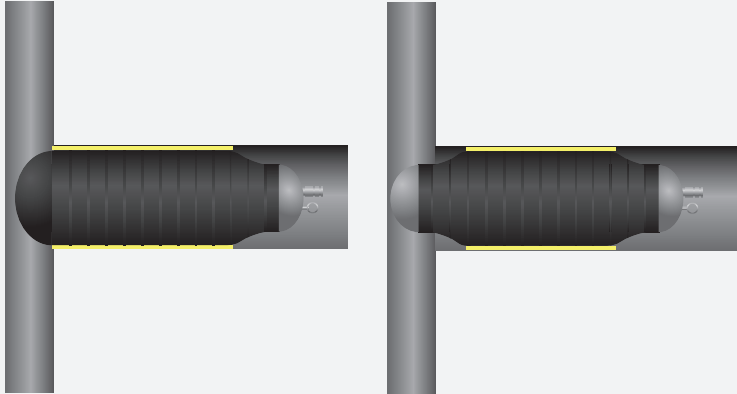
INFLATION HOSE, GREY
10 m (33'),
1.2 kg (2.6 lbs)
614341



POLY LIFT INFLATION HOSE,
10 m (33'),
2.4 kg (5.3 lbs)
615288

ADVANTAGES OF MEDUSA PACKER


Better reach of rehabilitation area




Medusa packer

Normal packer

Sealing of blind holes



Easier reach through collapsed pipes



* Yellow colour indicates the curing area

MEDUSA PACKERS

PART NUMBER	NOMINAL SIZE	SIZE USAGE RANGE		REQUIRED INFLATION PRESSURE [bar] / [psi]	PRODUCT WEIGHT [kg] / [lbs]	RUBBER BODY LENGTH [mm] / [inch]	DEFLATED PACKER	
		MIN. DIA. [mm] / [inch]	MAX. DIA. [mm] / [inch]				DIAMETER [mm] / [inch]	LENGTH [mm] / [inch]
592613	3.5-5 × 0.6 m / 1.4"-2" × 2'	35 / 1.4"	50 / 2"	3 / 44	0.7 / 1.6	600 / 24"	26 / 1"	640 / 25"
592615	5-7.5 × 0.6 m / 2"-3" × 2'	50 / 2"	75 / 3"	3 / 44	0.8 / 1.8	600 / 24"	32 / 1.3"	640 / 25"
569452	7-10 × 0.6 m / 3"-4" × 2'	70 / 3"	100 / 4"	2.5 / 36	1 / 2	600 / 24"	45 / 1.8"	640 / 25"
569453	7-10 × 1 m / 3"-4" × 3.3'	70 / 3"	100 / 4"	2.5 / 36	1.6 / 4	1000 / 40"	45 / 1.8"	1040 / 41"
569454	7-10 × 1.5 m / 3"-4" × 4.9'	70 / 3"	100 / 4"	2.5 / 36	2 / 4	1500 / 59"	45 / 1.8"	1540 / 61"
569456	7-10 × 2 m / 3"-4" × 6.6'	70 / 3"	100 / 4"	2.5 / 36	2.7 / 6	2000 / 79"	45 / 1.8"	2040 / 80"
569457	10-15 × 0.6 m / 4"-6" × 2'	100 / 4"	150 / 6"	2.5 / 36	2.2 / 5	600 / 24"	65 / 2.6"	640 / 25"
569458	10-15 × 1 m / 4"-6" × 3.3'	100 / 4"	150 / 6"	2.5 / 36	3.1 / 7	1000 / 40"	65 / 2.6"	1040 / 41"
569459	10-15 × 1.5 m / 4"-6" × 4.9'	100 / 4"	150 / 6"	2.5 / 36	4 / 9	1500 / 59"	65 / 2.6"	1540 / 61"
569460	10-15 × 2 m / 4"-6" × 6.6'	100 / 4"	150 / 6"	2.5 / 36	5.5 / 12	2000 / 79"	65 / 2.6"	2040 / 80"
569461	15-20 × 0.6 m / 6"-8" × 2'	150 / 6"	200 / 8"	2.5 / 36	2.4 / 5	600 / 24"	85 / 3.3"	640 / 25"
569462	15-20 × 1 m / 6"-8" × 3.3'	150 / 6"	200 / 8"	2.5 / 36	3.3 / 7	1000 / 40"	85 / 3.3"	1040 / 41"
569463	15-20 × 1.5 m / 6"-8" × 4.9'	150 / 6"	200 / 8"	2.5 / 36	4.4 / 10	1500 / 59"	85 / 3.3"	1540 / 61"
569464	15-20 × 2 m / 6"-8" × 6.6'	150 / 6"	200 / 8"	2.5 / 36	5.8 / 13	2000 / 79"	85 / 3.3"	2040 / 80"

The unique construction and excellent choice of rubber compounds for SAVA packers HP-T90° allow efficient repairs of 45°, 60° and 90° pipeline bends. The rigid parts of SAVA packers HP-90° are made as short as possible in order to ease insertion and pulling the packers through pipeline bends.

Two unique designs

Suitable for pipe repairs at angles 45° - 90°

Special inflation process

Push hose inside the packer



ACCESSORIES



SINGLE FITTING CONTROLLER,
 0.9 kg (2 lbs)
 3.0 bar (44 psi) 537048
 2.5 bar (36 psi) 60310



PUSH RODS
 1.5 m (4.9'), 0.3 kg (0.7 lbs)
 60491



INFLATION HOSE, GREY
 10 m (33'),
 1.2 kg (2.6 lbs)
 614341



POLY LIFT INFLATION HOSE,
 10 m (33'),
 2.4 kg (5.3 lbs)
 615288

PACKERS HP - T90°

PART NUMBER	NOMINAL SIZE	SIZE USAGE RANGE		REQUIRED INFLATION PRESSURE [bar] / [psi]	PRODUCT WEIGHT [kg] / [lbs]	RUBBER BODY LENGTH [mm] / [inch]	DEFLATED PACKER	
		MIN. DIA. [mm] / [inch]	MAX. DIA. [mm] / [inch]				DIAMETER [mm] / [inch]	LENGTH [mm] / [inch]
281856	35-50 × 0.7 m / 1.4"-2" × 2.3'	35 / 1.4"	50 / 2"	3 / 44	0.8 / 1.8"	700 / 28"	26 / 1"	750 / 30"
558628	50-70 × 0.7 m / 2"-2.8" × 2.3'	50 / 2"	70 / 2.8"	2 / 29	0.7 / 1.5"	600 / 24"	30 / 1.2"	750 / 30"
281774	70-80 × 0.6 m / 2.8"-3" × 2'	70 / 2.8"	80 / 3"	2 / 29	0.8 / 1.8"	550 / 22"	45 / 1.8"	650 / 26"
525957	70-80 × 1 m / 2.8"-3" × 3.3'	70 / 2.8"	80 / 3"	2 / 29	0.9 / 2"	1000 / 40"	45 / 1.8"	1120 / 44"
525958	70-80 × 1.5 m / 2.8"-3" × 4.9'	70 / 2.8"	80 / 3"	2 / 29	1.2 / 3"	1500 / 59"	45 / 1.8"	1620 / 64"
578140	80-100 × 1 m / 3"-4" × 3'	80 / 3"	100 / 4"	2 / 29	2.5 / 5.5	1000 / 40"	65 / 2.6"	1120 / 44"
580365	80-100 × 1.5 m / 3"-4" × 4.9'	80 / 3"	100 / 4"	2 / 29	3.6 / 7.9"	1500 / 59"	65 / 2.6"	1620 / 64"
525960	100-125 × 1 m / 4"-5" × 3.3'	100 / 4"	125 / 5"	2 / 29	2 / 4"	1000 / 40"	65 / 2.6"	1120 / 44"
525961	100-125 × 1.5 m / 4"-5" × 4.9'	100 / 4"	125 / 5"	2 / 29	2.8 / 6"	1500 / 59"	65 / 2.6"	1620 / 64"
525963	150-165 × 1 m / 6"-6.5" × 3.3'	150 / 6"	165 / 6.5"	2 / 29	3.2 / 7"	1000 / 40"	85 / 3.3"	1120 / 44"
525964	150-165 × 1.5 m / 6"-6.5" × 4.9'	150 / 6"	165 / 6.5"	2 / 29	4.1 / 9"	1500 / 59"	85 / 3.3"	1620 / 64"
525959	180-205 × 1 m / 7"-8" × 3.3'	180 / 7"	205 / 8"	2 / 29	5.6 / 12"	1000 / 40"	105 / 4.1"	1120 / 44"
525962	180-205 × 1.5 m / 7"-8" × 4.9'	180 / 7"	205 / 8"	2 / 29	6.1 / 13"	1500 / 59"	105 / 4.1"	1620 / 64"
281628	200-250 × 1 m / 8"-10" × 3.3'	200 / 8"	250 / 10"	2 / 29	8.4 / 19"	1000 / 40"	130 / 5.1"	1120 / 44"
560617	200-250 × 1.5 m / 8"-10" × 4.9'	200 / 8"	250 / 10"	2 / 29	10.5 / 23"	1500 / 59"	130 / 5.1"	1620 / 64"
282151	250-350 × 1.5 m / 10"-14" × 4.9'	250 / 10"	350 / 14"	2 / 29	13.6 / 30"	1500 / 59"	140 / 5.5"	1620 / 64"

PACKERS HP - T90° R

PART NUMBER	NOMINAL SIZE	SIZE USAGE RANGE		REQUIRED INFLATION PRESSURE [bar] / [psi]	PRODUCT WEIGHT [kg] / [lbs]	RUBBER BODY LENGTH [mm] / [inch]	DEFLATED PACKER	
		MIN. DIA. [mm] / [inch]	MAX. DIA. [mm] / [inch]				DIAMETER [mm] / [inch]	LENGTH [mm] / [inch]
579553	70-80 × 0.6 m / 2.8"-3" × 2'	70 / 2.8"	80 / 3"	2 / 29	0.8 / 1.8	600 / 24"	45 / 1.8"	630 / 25"
282182	70-80 × 1 m / 2.8"-3" × 3.3'	70 / 2.8"	80 / 3"	2 / 29	0.9 / 2	1000 / 40"	45 / 1.8"	1100 / 43"
574995	70-80 × 1.5 m / 2.8"-3" × 4.9'	70 / 2.8"	80 / 3"	2 / 29	1.2 / 3	1500 / 59"	45 / 1.8"	1600 / 63"
588405	80-100 × 1 m / 3"-4" × 3.3'	80 / 3"	100 / 4"	2 / 29	2.3 / 5.1	1000 / 40"	65 / 2.6"	1100 / 43"
588406	80-100 × 1.5 m / 3"-4" × 4.9'	80 / 3"	100 / 4"	2 / 29	2.7 / 5.9	1500 / 59"	65 / 2.6"	1600 / 63"
574211	100-125 × 1 m / 4"-5" × 3.3'	100 / 4"	125 / 5"	2 / 29	2 / 4	1000 / 40"	65 / 2.6"	1100 / 43"
578251	100-125 × 1.5 m / 4"-5" × 4.9'	100 / 4"	125 / 5"	2 / 29	2.8 / 6	1500 / 59"	65 / 2.6"	1600 / 63"
574212	150-165 × 1 m / 6"-6.5" × 3.8'	150 / 6"	165 / 6.5"	2 / 29	3.2 / 7	1000 / 40"	85 / 3.3"	1100 / 43"
578254	150-165 × 1.5 m / 6"-6.5" × 4.9'	150 / 6"	165 / 6.5"	2 / 29	4.1 / 9	1500 / 59"	85 / 3.3"	1600 / 63"
574213	180-205 × 1 m / 7"-8" × 3.3'	180 / 7"	205 / 8"	1.5 / 22	5.6 / 12	1000 / 40"	105 / 4.1"	1100 / 43"
578258	180-205 × 1.5 m / 7"-8" × 4.9'	180 / 7"	205 / 8"	1.5 / 22	6.1 / 13	1500 / 59"	105 / 4.1"	1600 / 63"

SAVA FLEXIBLE PACKERS are suitable for patch repairs ranging from 1 up to 5 meters (3.3' - 16.4'). They are equipped with a bypass and wheel system that allows positioning along the pipeline. They can easily bend and fit through the manholes.



Equipped with wheels

Highly flexible

Replaceable rubber sleeve

Long lifetime



ACCESSORIES



SINGLE FITTING CONTROLLER,
0.9 kg (2 lbs)
2.5 bar (36 psi) 60310
2.0 bar (29 psi) 565643
1.5 bar (22 psi) 74609
1.0 bar (15 psi) 74653



PUSH RODS
1.5 m (4.9'), 0.3 kg (0.7 lbs) 60491



INFLATION HOSE, GREY
10 m (33'),
1.2 kg (2.6 lbs)
614341



POLY LIFT INFLATION HOSE,
10 m (33'),
2.4 kg (5.3 lbs)
615288

FLEXIBLE PACKERS

2. 4.

FLEXIBLE PACKERS

PART NUMBER	NOMINAL SIZE	SIZE USAGE RANGE		REQUIRED INFLATION PRESSURE [bar] / [psi]	PRODUCT WEIGHT [kg] / [lbs]	RUBBER BODY LENGTH [mm] / [inch]	DEFLATED PACKER		BYPASS DIAMETER (FEMALE)
		MIN. DIA. [mm] / [inch]	MAX. DIA. [mm] / [inch]				TOTAL LENGTH [mm] / [inch]	DIAMETER [mm] / [inch]	
78214	10-15 × 1 m / 4"-6" × 3.3'	100 / 4"	150 / 6"	2.5 / 36	2.1 / 4.6	1000 / 39"	1080 / 43"	65 / 2.6"	NA
549589	10-15 × 1.5 m / 4"-6" × 4.9'	100 / 4"	150 / 6"	2.5 / 36	2.5 / 5.5	1500 / 59"	1580 / 62"	65 / 2.6"	NA
78266	10-15 × 2 m / 4"-6" × 6.6'	100 / 4"	150 / 6"	2.5 / 36	2.8 / 6.2	1900 / 75"	1980 / 78"	65 / 2.6"	NA
78218	10-15 × 2.5 m / 4"-6" × 8.2'	100 / 4"	150 / 6"	2.5 / 36	3.3 / 7.3	2500 / 98"	2580 / 102"	65 / 2.6"	NA
78231	10-15 × 3 m / 4"-6" × 9.8'	100 / 4"	150 / 6"	2.5 / 36	4.2 / 9.3	3000 / 118"	3080 / 121"	65 / 2.6"	NA
78244	10-15 × 4 m / 4"-6" × 13.1'	100 / 4"	150 / 6"	2.5 / 36	5 / 11	4000 / 158"	4080 / 161"	65 / 2.6"	NA
78283	10-15 × 5 m / 4"-6" × 16.4'	100 / 4"	150 / 6"	2.5 / 36	6 / 13	4900 / 193"	4980 / 196"	65 / 2.6"	NA
77240	15-25 × 1 m / 6"-10" × 3.3'	150 / 6"	250 / 10"	2 / 29	8 / 18	1000 / 39"	1210 / 48"	112 / 4.4"	2"
60853	15-25 × 1.5 m / 6"-10" × 4.9'	150 / 6"	250 / 10"	2 / 29	9.5 / 21	1500 / 59"	1710 / 67"	112 / 4.4"	2"
77614	15-25 × 2 m / 6"-10" × 6.6'	150 / 6"	250 / 10"	2 / 29	11 / 24	1900 / 75"	2110 / 83"	112 / 4.4"	2"
60846	15-25 × 2.5 m / 6"-10" × 8.2'	150 / 6"	250 / 10"	2 / 29	12.7 / 28	2500 / 98"	2710 / 107"	112 / 4.4"	2"
60497	15-25 × 3 m / 6"-10" × 9.8'	150 / 6"	250 / 10"	2 / 29	14.5 / 32	3000 / 118"	3210 / 126"	112 / 4.4"	2"
516143	15-25 × 3.5 / 6"-10" × 11.5'	150 / 6"	250 / 10"	2 / 29	15.8 / 35	3500 / 138"	3710 / 146"	112 / 4.4"	2"
60556	15-25 × 4 m / 6"-10" × 13.1'	150 / 6"	250 / 10"	2 / 29	17.4 / 38	4000 / 158"	4210 / 166"	112 / 4.4"	2"
60585	15-25 × 5 m / 6"-10" × 16.4'	150 / 6"	250 / 10"	2 / 29	21.4 / 47	4900 / 193"	5110 / 201"	112 / 4.4"	2"
569518	20-30 × 1 m / 8"-12" × 3.3'	200 / 8"	300 / 12"	1.5 / 22	11.3 / 25	1000 / 39"	1210 / 48"	145 / 5.7"	2"
569519	20-30 × 2 m / 8"-12" × 6.6'	200 / 8"	300 / 12"	1.5 / 22	13.3 / 29	2000 / 79"	2210 / 87"	145 / 5.7"	2"
569520	20-30 × 2.5 m / 8"-12" × 8.2'	200 / 8"	300 / 12"	1.5 / 22	14.3 / 32	2500 / 98"	2610 / 103"	145 / 5.7"	2"
569521	20-30 × 3 m / 8"-12" × 9.8'	200 / 8"	300 / 12"	1.5 / 22	15.2 / 34	3000 / 118"	3210 / 126"	145 / 5.7"	2"
569522	20-30 × 4 m / 8"-12" × 13.1'	200 / 8"	300 / 12"	1.5 / 22	17.2 / 38	4000 / 158"	4210 / 166"	145 / 5.7"	2"
569523	20-30 × 5 m / 8"-12" × 16.4'	200 / 8"	300 / 12"	1.5 / 22	19.1 / 42	4900 / 193"	5110 / 201"	145 / 5.7"	2"
77241	30-40 × 1 m / 12"-16" × 3.3'	300 / 12"	400 / 16"	1.5 / 22	19.2 / 42	1120 / 44"	1370 / 54"	210 / 8.3"	3"
514320	30-40 × 1.5 m / 12"-16" × 4.9'	300 / 12"	400 / 16"	1.5 / 22	21.6 / 48	1620 / 64"	1840 / 72"	210 / 8.3"	3"
77680	30-40 × 2 m / 12"-16" × 6.6'	300 / 12"	400 / 16"	1.5 / 22	25 / 55	2120 / 84"	2340 / 92"	210 / 8.3"	3"
60525	30-40 × 2.5 m / 12"-16" × 8.2'	300 / 12"	400 / 16"	1.5 / 22	30 / 66	2620 / 103"	2810 / 111"	210 / 8.3"	3"
60587	30-40 × 3 m / 12"-16" × 9.8'	300 / 12"	400 / 16"	1.5 / 22	33 / 73	3120 / 123"	3300 / 130"	210 / 8.3"	3"
60593	30-40 × 4 m / 12"-16" × 13.1'	300 / 12"	400 / 16"	1.5 / 22	41.5 / 92	4120 / 162"	4280 / 169"	210 / 8.3"	3"
60594	30-40 × 5 m / 12"-16" × 16.4'	300 / 12"	400 / 16"	1.5 / 22	47 / 104	4880 / 192"	5060 / 199"	210 / 8.3"	3"
77242	45-60 × 1 m / 18"-24" × 3.3'	450 / 18"	600 / 24"	1.2 / 17	34.5 / 76	1120 / 44"	1350 / 53"	340 / 13.4"	3"
517034	45-60 × 1.5 m / 18"-24" × 4.9'	450 / 18"	600 / 24"	1.2 / 17	36.6 / 81	1630 / 64"	1860 / 73"	340 / 13.4"	3"
78718	45-60 × 2 m / 18"-24" × 6.6'	450 / 18"	600 / 24"	1.2 / 17	41.6 / 92	2020 / 80"	2240 / 88"	340 / 13.4"	3"
60526	45-60 × 2.5 m / 18"-24" × 8.2'	450 / 188"	600 / 24"	1.2 / 17	50 / 110	2650 / 104"	2870 / 113"	340 / 13.4"	3"
78860	45-60 × 3 m / 18"-24" × 9.8'	450 / 18"	600 / 24"	1.2 / 17	53 / 117	3000 / 118"	3220 / 127"	340 / 13.4"	3"
65027	60-80 × 1.5 m / 24"-32" × 4.9'	600 / 24"	800 / 32"	1 / 15	46.8 / 103	1620 / 64"	1840 / 72"	400 / 15.7"	3"
60120	60-80 × 2 m / 24"-32" × 6.6'	600 / 24"	800 / 32"	1 / 15	52 / 115	2040 / 80"	2280 / 90"	400 / 15.7"	3"
60527	60-80 × 2.5 m / 24"-32" × 8.2'	600 / 24"	800 / 32"	1 / 15	61 / 135	2650 / 104"	2820 / 111"	400 / 15.7"	3"
60598	60-80 × 3 m / 24"-32" × 9.8'	600 / 24"	800 / 32"	1 / 15	65 / 143	2880 / 113"	3060 / 121"	400 / 15.7"	3"
78015	80-100 × 1.5 m / 32"-40" × 4.9'	800 / 32"	1000 / 40"	1 / 15	68.2 / 150	1540 / 61"	1780 / 70"	535 / 21.1"	4"
79186	100-120 × 2 m / 40"-48" × 6.6'	1000 / 40"	1200 / 48"	1 / 15	75 / 165	2000 / 79"	2240 / 88"	535 / 21.1"	4"

2. 5.

LONG PACKERS



TYPE 26 - SAFETY

SAVA LONG PACKERS are suitable for repairs of pipes of diameters from 200 up to 800 mm (8"-32"). Long packers are available with or without a wheel system. They are perfect for experienced users when a bypass is not needed.

Economical construction

Two different designs

Long lifetime


Extremely flexible

LONG PACKER DESIGN



LONG PACKER
30-40 × 1 m (3.3')
281323

LONG PACKER WITH WHEELS DESIGN



LONG PACKER WITH WHEELS
30-40 × 1.5 m (4.9')
554829

Lines showing min.-max. contact area

ACCESSORIES



SINGLE FITTING CONTROLLER,
0.9 kg (2 lbs)
1.5 bar (22 psi) 74609
1.0 bar (15 psi) 74653



PUSH RODS
1.5 m (4.9'), 0.3 kg (0.7 lbs) 60491



INFLATION HOSE, GREY
10 m (33'),
1.2 kg (2.6 lbs)
614341



POLY LIFT INFLATION HOSE,
10 m (33'),
2.4 kg (5.3 lbs)
615288

LONG PACKERS

2. 5.


LONG PACKERS

PART NUMBER	NOMINAL SIZE	SIZE USAGE RANGE		REQUIRED INFLATION PRESSURE [bar] / [psi]	PRODUCT WEIGHT [kg] / [lbs]	RUBBER BODY LENGTH [mm] / [inch]	DEFLATED PACKER	
		MIN. DIA. [mm] / [inch]	MAX. DIA. [mm] / [inch]				DIAMETER [mm] / [inch]	LENGTH [mm] / [inch]
541996	20-30 × 1 m / 8"-12" × 3.3'	200 / 8"	300 / 12"	1.5 / 22	4.9 / 11	1000 / 39"	145 / 5.7"	1100 / 43"
78256	20-30 × 1.5 m / 8"-12" × 4.9'	200 / 8"	300 / 12"	1.5 / 22	5.7 / 13	1500 / 59"	145 / 5.7"	1600 / 63"
67042	20-30 × 2 m / 8"-12" × 6.6'	200 / 8"	300 / 12"	1.5 / 22	6.5 / 14	2000 / 79"	145 / 5.7"	2100 / 83"
78257	20-30 × 2.5 m / 8"-12" × 8.2'	200 / 8"	300 / 12"	1.5 / 22	8.5 / 19	2500 / 98"	145 / 5.7"	2600 / 102"
77386	20-30 × 3 m / 8"-12" × 9.8'	200 / 8"	300 / 12"	1.5 / 22	10.8 / 24	3000 / 118"	145 / 5.7"	3100 / 122"
78258	20-30 × 4 m / 8"-12" × 13.1'	200 / 8"	300 / 12"	1.5 / 22	13.6 / 30	4000 / 158"	145 / 5.7"	4100 / 161"
77237	20-30 × 5 m / 8"-12" × 16.4'	200 / 8"	300 / 12"	1.5 / 22	18.4 / 41	4900 / 193"	145 / 5.7"	5000 / 197"
281323	30-40 × 1 m / 12"-16" × 3.3'	300 / 12"	400 / 16"	1.5 / 22	7.7 / 17	1000 / 39"	245 / 9.6"	1100 / 43"
78259	30-40 × 1.5 m / 12"-16" × 4.9'	300 / 12"	400 / 16"	1.5 / 22	13 / 29	1500 / 59"	245 / 9.6"	1600 / 63"
77925	30-40 × 2 m / 12"-16" × 6.6'	300 / 12"	400 / 16"	1.5 / 22	15.5 / 34	2000 / 79"	245 / 9.6"	2100 / 83"
77926	30-40 × 2.5 m / 12"-16" × 8.2'	300 / 12"	400 / 16"	1.5 / 22	16.7 / 37	2500 / 98"	245 / 9.6"	2600 / 102"
78260	30-40 × 3 m / 12"-16" × 9.8'	300 / 12"	400 / 16"	1.5 / 22	20 / 44	3000 / 118"	245 / 9.6"	3100 / 122"
78261	30-40 × 4 m / 12"-16" × 13.1'	300 / 12"	400 / 16"	1.5 / 22	26.3 / 58	4000 / 158"	245 / 9.6"	4100 / 161"
78262	30-40 × 5 m / 12"-16" × 16.4'	300 / 12"	400 / 16"	1.5 / 22	33.4 / 74	4900 / 193"	245 / 9.6"	5000 / 197"
560468	40-50 × 1 m / 16"-20" × 3.3'	400 / 16"	500 / 20"	1 / 15	18.9 / 42	1000 / 39"	340 / 13.4"	1100 / 43"
78263	40-50 × 1.5 m / 16"-20" × 4.9'	400 / 16"	500 / 20"	1 / 15	24.5 / 54	1500 / 59"	340 / 13.4"	1650 / 65"
77553	40-50 × 2 m / 16"-20" × 6.6'	400 / 16"	500 / 20"	1 / 15	27.7 / 61	2000 / 79"	340 / 13.4"	2150 / 85"
77239	40-50 × 2.5 m / 16"-20" × 8.2'	400 / 16"	500 / 20"	1 / 15	28 / 62	2500 / 98"	340 / 13.4"	2650 / 104"
78264	40-50 × 3 m / 16"-20" × 9.8'	400 / 16"	500 / 20"	1 / 15	30.5 / 67	3000 / 118"	340 / 13.4"	3100 / 122"
78265	40-50 × 4 m / 16"-20" × 13.1'	400 / 16"	500 / 20"	1 / 15	33 / 73	4000 / 158"	340 / 13.4"	4150 / 163"
77238	40-50 × 5 m / 16"-20" × 16.4'	400 / 16"	500 / 20"	1 / 15	38 / 84	5000 / 197"	340 / 13.4"	5150 / 203"
60179	50-60 × 1.5 m / 20"-24" × 4.9'	500 / 20"	600 / 24"	0.8 / 12	30 / 66	1500 / 59"	405 / 15.9"	1650 / 65"
67040	50-60 × 2 m / 20"-24" × 6.6'	500 / 20"	600 / 24"	0.8 / 12	34 / 75	2000 / 79"	405 / 15.9"	2150 / 84"
60190	50-60 × 2.5 m / 20"-24" × 8.2'	500 / 20"	600 / 24"	0.8 / 12	37.8 / 83	2500 / 98"	405 / 15.9"	2650 / 104"
70072	50-60 × 3 m / 20"-24" × 9.8'	500 / 20"	600 / 24"	0.8 / 12	40.8 / 90	3000 / 118"	405 / 15.9"	3150 / 124"
70218	50-60 × 4 m / 20"-24" × 13.1'	500 / 20"	600 / 24"	0.8 / 12	46 / 101	4000 / 158"	405 / 15.9"	4150 / 163"
70066	50-60 × 5 m / 20"-24" × 16.4'	500 / 20"	600 / 24"	0.8 / 12	51.5 / 114	5000 / 197"	405 / 15.9"	5150 / 203"
60758	60-80 × 1.5 m / 24"-32" × 4.9'	600 / 24"	800 / 32"	0.6 / 9	47 / 104	1500 / 59"	535 / 21.1"	1650 / 65"
60759	60-80 × 2 m / 24"-32" × 6.6'	600 / 24"	800 / 32"	0.6 / 9	51 / 112	1900 / 75"	535 / 21.1"	2050 / 81"
60760	60-80 × 2.5 m / 24"-32" × 8.2'	600 / 24"	800 / 32"	0.6 / 9	54.5 / 120	2500 / 98"	535 / 21.1"	2650 / 104"
60761	60-80 × 3 m / 24"-32" × 9.8'	600 / 24"	800 / 32"	0.6 / 9	58 / 128	3000 / 118"	535 / 21.1"	3150 / 124"
60763	60-80 × 4 m / 24"-32" × 13.1'	600 / 24"	800 / 32"	0.6 / 9	66 / 146	4000 / 158"	535 / 21.1"	4150 / 163"
60764	60-80 × 5 m / 24"-32" × 16.4'	600 / 24"	800 / 32"	0.6 / 9	75 / 165	5000 / 197"	535 / 21.1"	5150 / 203"

LONG PACKERS WITH WHEELS

PART NUMBER	NOMINAL SIZE	SIZE USAGE RANGE		REQUIRED INFLATION PRESSURE [bar] / [psi]	PRODUCT WEIGHT [kg] / [lbs]	RUBBER BODY LENGTH [mm] / [inch]	DEFLATED PACKER	
		MIN. DIA. [mm] / [inch]	MAX. DIA. [mm] / [inch]				DIAMETER [mm] / [inch]	LENGTH [mm] / [inch]
561419	20 - 30 × 1.5 m / 8"-12" × 4.9'	200 / 8"	300 / 12"	1.5 / 22	10.7 / 24	1500 / 59"	145 / 5.7"	1610 / 64"
569479	20 - 30 × 2 m / 8"-12" × 6.6'	200 / 8"	300 / 12"	1.5 / 22	11.7 / 26	2000 / 79"	145 / 5.7"	2110 / 83"
569480	20 - 30 × 2.5 m / 8"-12" × 8.2'	200 / 8"	300 / 12"	1.5 / 22	12.8 / 28	2500 / 98"	145 / 5.7"	2610 / 103"
569481	20 - 30 × 3 m / 8"-12" × 9.8'	200 / 8"	300 / 12"	1.5 / 22	14 / 31	3000 / 118"	145 / 5.7"	3110 / 122"
569482	20 - 30 × 4 m / 8"-12" × 13.1'	200 / 8"	300 / 12"	1.5 / 22	16 / 35	4000 / 158"	145 / 5.7"	4110 / 162"
569484	20 - 30 × 5 m / 8"-12" × 16.4'	200 / 8"	300 / 12"	1.5 / 22	18 / 40	5000 / 197"	145 / 5.7"	5110 / 201"
554829	30 - 40 × 1.5 m / 12"-16" × 4.9'	300 / 12"	400 / 16"	1.5 / 22	20 / 44	1500 / 59"	210 / 8.3"	1620 / 64"
563422	30 - 40 × 2 m / 12"-16" × 6.6'	300 / 12"	400 / 16"	1.5 / 22	23.6 / 52	2000 / 79"	210 / 8.3"	2120 / 83"
569485	30 - 40 × 2.5 m / 12"-16" × 8.2'	300 / 12"	400 / 16"	1.5 / 22	26 / 57	2500 / 98"	210 / 8.3"	2620 / 103"
569488	30 - 40 × 3 m / 12"-16" × 9.8'	300 / 12"	400 / 16"	1.5 / 22	30.5 / 67	3000 / 118"	210 / 8.3"	3120 / 123"
569489	30 - 40 × 4 m / 12"-16" × 13.1'	300 / 12"	400 / 16"	1.5 / 22	33.2 / 73	4000 / 158"	210 / 8.3"	4120 / 162"
569490	30 - 40 × 5 m / 12"-16" × 16.4'	300 / 12"	400 / 16"	1.5 / 22	38 / 84	5000 / 197"	210 / 8.3"	5120 / 202"
281493	40 - 50 × 1.5 m / 16"-20" × 4.9'	400 / 16"	500 / 20"	1 / 15	27 / 60	1500 / 59"	340 / 13.4"	1750 / 69"
569491	40 - 50 × 2 m / 16"-20" × 6.6'	400 / 16"	500 / 20"	1 / 15	30.2 / 67	2000 / 79"	340 / 13.4"	2250 / 89"
569492	40 - 50 × 2.5 m / 16"-20" × 8.2'	400 / 16"	500 / 20"	1 / 15	33.3 / 73	2500 / 98"	340 / 13.4"	2750 / 108"
569493	50 - 60 × 1.5 m / 20"-24" × 4.9'	500 / 20"	600 / 24"	0.8 / 12	40.4 / 89	1500 / 59"	400 / 16"	1760 / 69"
554830	50 - 60 × 2 m / 20"-24" × 6.6'	500 / 20"	600 / 24"	0.8 / 12	44.5 / 98	2000 / 79"	400 / 16"	2260 / 89"
569494	50 - 60 × 2.5 m / 20"-24" × 8.2'	500 / 20"	600 / 24"	0.8 / 12	48.2 / 106	2500 / 98"	400 / 16"	2760 / 109"
563790	60 - 80 × 1.5 m / 24"-32" × 4.9'	600 / 24"	800 / 32"	0.6 / 9	60 / 132	1500 / 59"	535 / 21.1"	1800 / 71"
569495	60 - 80 × 2 m / 24"-32" × 6.6'	600 / 24"	800 / 32"	0.6 / 9	65.5 / 144	2000 / 79"	535 / 21.1"	2300 / 91"


SAVA T PACKERS are intended for repairs of connections between the main and the lateral pipes. They exploit the advantages of flexible packer's design and are additionally equipped with a special inflation port in the middle section. This allows mounting of a specially designed hat, which is inflated independently of the main packer.



Replaceable hat

Independent inflation of the hat

Flexible design



MAIN T PACKERS

PART NUMBER	NOMINAL SIZE	SIZE USAGE RANGE		REQUIRED INFLATION PRESSURE [bar] / [psi]	PRODUCT WEIGHT [kg] / [lbs]	RUBBER BODY LENGTH [mm] / [inch]	DEFLATED PACKER		BYPASS DIAMETER
		MIN. DIA. [mm] / [inch]	MAX. DIA. [mm] / [inch]				DIAMETER [mm] / [inch]	LENGTH [mm] / [inch]	
579609	20-25 x 0.8 m / 8"-10" x 2.6'	200 / 8"	250 / 10"	2 / 29	9 / 20	800 / 32"	112 / 4.4"	950 / 37"	2"
579610	25-30 x 0.8 m / 10"-12" x 2.6'	250 / 10"	300 / 12"	2 / 29	10 / 22	800 / 32"	145 / 5.7"	1000 / 40"	2"
579611	30-40 x 0.8 m / 12"-16" x 2.6'	300 / 12"	400 / 16"	2 / 29	18 / 40	800 / 32"	210 / 8.3"	1000 / 40"	3"

T HATS

PART NUMBER	NOMINAL SIZE	DIAMETER OF THE HAT		SIZE USAGE RANGE		REQUIRED INFLATION PRESSURE [bar] / [psi]	PRODUCT WEIGHT [kg] / [lbs]	INFLATION VALVE
		BOTTOM DIA. [mm] / [inch]	HAT HEIGHT [mm] / [inch]	MIN. DIA. [mm] / [inch]	MAX. DIA. [mm] / [inch]			THREAD SIZE
590982	80-100 / 3"-4"	120 / 4.7"	140 / 5.5"	80 / 3"	100 / 4"	1.5 / 22	1.3 / 2.9	M6
585857	100-125 / 4"-5"	320 / 12.6"	190 / 7.5"	100 / 4"	125 / 5"	1.4 / 20	0.84 / 1.9	M6
585858	125-160 / 5"-6"	340 / 13.4"	210 / 8.3"	125 / 5"	160 / 6"	1.3 / 19	1.25 / 2.8	M6
585860	160-250 / 6"-10"	390 / 15.4"	220 / 8.7"	160 / 6"	250 / 10"	1.2 / 17	1.8 / 4	M6



SAVA ULTRA FLEX ADVANCED PACKERS are suitable for repairs of pipes of diameters ranging from 100 – 500 mm (4"-20"). They are made from highly stretchable and flexible rubber, which allows a wider usage range with a single packer. They are suitable for patch repairs up to a size from 1 m to 5 m (3.3'-16.4').

Special high-elastic rubber

Elasticity exceeds 300 %

Extremely flexible

Wider usage range



UFAP PACKERS

PART NUMBER	NOMINAL SIZE	SIZE USAGE RANGE		REQUIRED INFLATION PRESSURE [bar] / [psi]	PRODUCT WEIGHT [kg] / [lbs]	RUBBER BODY LENGTH [mm] / [inch]	DEFLATED PACKER	
		MIN. DIA. [mm] / [inch]	MAX. DIA. [mm] / [inch]				DIAMETER [mm] / [inch]	LENGTH [mm] / [inch]
590971	100 - 200 × 1 m / 4"-8" × 3.3'	100 / 4"	200 / 8"	2.0 / 29	1.9 / 4	1000 / 39"	55 / 2.2"	1120 / 44"
590972	100 - 200 × 1.5 m / 4"-8" × 4.9'	100 / 4"	200 / 8"	2.0 / 29	2.5 / 6	1500 / 59"	55 / 2.2"	1620 / 64"
590973	100 - 200 × 2 m / 4"-8" × 6.6'	100 / 4"	200 / 8"	2.0 / 29	3.1 / 7	2000 / 79"	55 / 2.2"	2120 / 84"
590974	100 - 200 × 3 m / 4"-8" × 9.8'	100 / 4"	200 / 8"	2.0 / 29	4.2 / 9	3000 / 118"	55 / 2.2"	3120 / 123"
590975	100 - 200 × 4 m / 4"-8" × 13.1'	100 / 4"	200 / 8"	2.0 / 29	5.3 / 12	4000 / 158"	55 / 2.2"	4120 / 162"
590976	100 - 200 × 5 m / 4"-8" × 16.4'	100 / 4"	200 / 8"	2.0 / 29	6.4 / 14	5000 / 197"	55 / 2.2"	5020 / 198"
590977	200 - 500 × 1.5 m / 8"-20" × 4.9'	200 / 8"	500 / 20"	1.5 / 22	11 / 24	1500 / 59"	160 / 6.3"	1600 / 63"
590978	200 - 500 × 2 m / 8"-20" × 6.6'	200 / 8"	500 / 20"	1.5 / 22	15.8 / 35	2000 / 79"	160 / 6.3"	2100 / 83"
590979	200 - 500 × 3 m / 8"-20" × 9.8'	200 / 8"	500 / 20"	1.5 / 22	19.9 / 44	3000 / 118"	160 / 6.3"	3100 / 122"
590980	200 - 500 × 4 m / 8"-20" × 13.1'	200 / 8"	500 / 20"	1.5 / 22	25.4 / 60	4000 / 158"	160 / 6.3"	4100 / 161"
590981	200 - 500 × 5 m / 8"-20" × 16.4'	200 / 8"	500 / 20"	1.5 / 22	30 / 66	4700 / 185"	160 / 6.3"	4800 / 189"

ACCESSORIES



SINGLE FITTING CONTROLLER,
0.9 kg (2 lbs)
2.0 bar (29 psi) 565643
1.5 bar (22 psi) 74609



INFLATION HOSE, GREY
10 m (33'),
1.2 kg (2.6 lbs)
614341



POLY LIFT INFLATION HOSE,
10 m (33'),
2.4 kg (5.3 lbs)
615288



Table of resistance

TABLE OF RESISTANCE

3.1.

RESISTANCE TO THE MEDIA



The SAVA pneumatic plugs are resistant to certain types of chemicals. In selecting either NR/BR, CR or NBR variants of pneumatic plugs, check the chemical resistance table for rubber materials or consult the manufacturer. The temperature of the media may not exceed 80 °C (176 °F).

Types of SAVA pneumatic plugs with regard to their resistance to chemicals

MARKINGS	NAME	OUTER LAYER COMPOSITION
Without marking	NR/BR pneumatic plugs	NR/BR rubber
●	CR pneumatic plugs	CR rubber
●	NBR pneumatic plugs	NBR rubber

The resistance classification table is in compliance with the standard ISO/TR 7620. The effect of the media on the product is classified as:

1 NEGLIGIBLE	2 LOW	3 MEDIUM	4 SIGNIFICANT
--------------	-------	----------	---------------

Table of resistance to the media

MEDIA	CONCENTRATION (%)	TEMPERATURE [°C] / [°F]	NR/BR	CR	NBR
Acetone		23 / 73.4	1	2	4
Acetylene			1	2	1
Ammonium hydroxide	10	23 / 73.4	1	1	1
	Conc.	23 / 73.4	1	1	2
Aniline		23 / 73.4	2	3	4
		100 / 212	4	4	4
Benzene		23 / 73.4	4	4	4
Boric acid	10	100 / 212	1	1	1
Brake fluid (vegetable)		50 / 122	1	1	4
		50 / 122	1	1	1
Butanol		100 / 212	4	3	1
Butyric acid				2	4
Calcium hydroxide		100 / 212	1	1	2
Calcium hypochlorite	15		4	2	3
Chloric acid	20	23 / 73.4		4	4
Ethanol		50 / 122	1	1	1
Ether		23 / 73.4	4	4	2
Formaldehyde	40	23 / 73.4	1	1	1
	40	70 / 158			4
Glycerine		100 / 212	1	1	1
Hexanol		23 / 73.4	1	2	2
Hydrogen peroxide	30	23 / 73.4	1	1	1
	90		4	4	4
Kerosene		70 / 158	4	3	1
Methanol		50 / 122	1	1	1
Methyl chloride			4	4	4
Milk		23 / 73.4	1	1	1
Oil 1 (ASTM No.1, ISO 1817)		100 / 212	4	1	1
Oil 2 (IRM 902, ISO 1817)		100 / 212	4	2	1
Oil 3 (IRM 903, ISO 1817)		100 / 212	4	4	1
Naphtha		23 / 73.4	4	4	1
Natural gas			3	1	1
Nitric acid (diluted)	10	50 / 122	2	3	2
Ozone (conc. 50 ppm)		40 / 104	4	2	4
Phenol		100 / 212	4	4	4
Phosphoric acid	60	50 / 122	2	2	3
Propanol		50 / 122	1	1	2
Sodium hydroxide	10	100 / 212	1	1	1
	25	100 / 212	1	1	4
Sodium hypochlorite	10	50 / 122	2	3	3
Sulphur hexafluoride				1	1
Sulphuric acid (VI)	10	100 / 212	1	1	3
	20	23 / 73.4	1	1	3
	25	100 / 212	1	1	4
	50	100 / 212	1	1	4
	60	100 / 212	3	4	4
	75	100 / 212	4	4	4
96	23 / 73.4	4	4	4	
Toluene		23 / 73.4	4	4	4



About us



We are a division of Trelleborg Slovenija d.o.o.. We manufacture and sell rubber products for environmental protection and rescue operations and industrial use. Our growing division was established more than thirty years ago and is constantly striving to meet our customer's current and future needs and expectations.

Knowledge and experience

Professional service

Quality products

A partner to rely on

KNOWLEDGE AND EXPERIENCE

Thirty years of experience and knowledge, investment in new technology, team-work and working closely with our business partners, have enabled us to develop new and exciting products and to continuously improve our existing product range.

QUALITY PRODUCTS

When assessing quality of our products we carefully consider a number of criteria including environmental suitability, ease of use, design, safety, reliability, and packaging. Our production facilities are certified to the ISO 9001 and ISO 14001 standards.

PROFESSIONAL SERVICE

A professional but caring approach, flexibility and quick delivery times combined to provide the ideal service in support of our quality product range.

A PARTNER TO RELY ON

We understand the value of long-term partnership. Our aim is to develop trusting relationships, which foster success and bring benefits to both our partners and ourselves.

QUALITY CERTIFICATES

- ISO 9001
- ISO 14001
- OHSAS 18001
- GOST R 50982
- CNBOP-PIB

Trelleborg is a world leader in engineered polymer solutions that seal, damp and protect critical applications in demanding environments. Its innovative solutions accelerate performance for customers in a sustainable way.

Trelleborg Industrial Solutions is a leading supplier of polymer-based critical solutions in selected industrial application areas and infrastructure projects.



www.trelleborgslovenija.com

www.trelleborg.com



Trelleborg Slovenija d.o.o.
Škofjeloška cesta 6, 4000 Kranj, Slovenia

phone: +386 (0)4 206 6388
e-mail: tis.kra.info.eko@trelleborg.com